**US Army Corps of Engineers ®**

Mobile District
109 SAINT JOSEPH STREET
MOBILE AL 36602

# AVN-COS MEDIUM STANDARD DESIGN AIRCRAFT MAINTENANCE HANGAR

## HQ DA G9

CONTRACT NUMBER : W91328-XX-X-XXXX

SOLICITATION NUMBER : W91328-XX-X-XXXX

SEPTEMBER 2023

# INDEX OF DRAWINGS


| SHEET NUMBER | SHEET TITLE |
|---|---|
| STANDARD DESIGN | |
| SD001 | COVER SHEET |
| SD002 | INDEX OF DRAWINGS |
| SD005 | NOTIONAL SITE PLAN |
| SD011 | CODE OCCUPANCY USE PLANS - IBC |
| SD012 | CODE OCCUPANCY USE PLANS- NFPA |
| SD021 | ACOUSTIC ZONING PLANS |
| SD031 | AIR BALANCE PLANS |
| SD101 | FUNCTIONAL AREA PLANS - OPTION 1 |
| SD102 | FUNCTIONAL AREA PLANS - OPTION 2 |
| SD111A | NOTIONAL FLOOR PLAN - L1 AREA A |
| SD111B | NOTIONAL FLOOR PLAN - L1 AREA B |
| SD111C | NOTIONAL FLOOR PLAN - L1 AREA C |
| SD111D | NOTIONAL FLOOR PLAN - L1 AREA D |
| SD111E | NOTIONAL FLOOR PLAN - L1 AREA E |
| SD111F | NOTIONAL FLOOR PLAN - L1 AREA F |
| SD111G | NOTIONAL FLOOR PLAN - L1 AREA G |
| SD111H | NOTIONAL FLOOR PLAN - L1 AREA H |
| SD111J | NOTIONAL FLOOR PLAN - L1 AREA J |
| SD112F | NOTIONAL FLOOR PLAN - L2 AREA F |
| SD112G | NOTIONAL FLOOR PLAN - L2 AREA G |
| SD112H | NOTIONAL FLOOR PLAN - L2 AREA H |
| SD603 | SCHEDULES |
| SD604 | SCHEDULES |
| SD605 | EQUIPMENT SCHEDULES |
| SD801 | ROOM DATA SHEETS |
| SD802 | ROOM DATA SHEETS |
| SD803 | ROOM DATA SHEETS |
| SD804 | ROOM DATA SHEETS |
| SD805 | ROOM DATA SHEETS |
| SD806 | ROOM DATA SHEETS |
| SD807 | ROOM DATA SHEETS |
| SD808 | ROOM DATA SHEETS |
| SD809 | ROOM DATA SHEETS |
| SD810 | ROOM DATA SHEETS |
| SD811 | ROOM DATA SHEETS |
| SD812 | ROOM DATA SHEETS |
| SD813 | ROOM DATA SHEETS |
| SD814 | ROOM DATA SHEETS |
| SD815 | ROOM DATA SHEETS |
| SD816 | ROOM DATA SHEETS |
| SD817 | ROOM DATA SHEETS |
| SD818 | ROOM DATA SHEETS |
| SD901 | 3D VIEWS |
| SD902 | 3D VIEWS |


US Army Corps of Engineers®

| MARK | DESCRIPTION | DATE |
|---|---|---|

DESIGNED BY: BUSH
DRAWN BY: -
CHECKED BY: BUSH
SUBMITTED BY: -
SIZE: ANSI D
ISSUE DATE: SEPTEMBER 2023
SOLICITATION NO.: W91328-XX-X-XXXX
CONTRACT NO.: W91328-XX-X-XXXX
PROJECT NUMBER: PROJECT #
FILE NAME: ARCH Revit Project Template_CESAM_2020.rvt

U.S. ARMY CORPS OF ENGINEERS
Mobile District
109 SAINT JOSEPH STREET
MOBILE AL 36602

DEPARTMENT OF THE ARMY
FACILITIES STANDARDIZATION PROGRAM
AVN-COS MEDIUM STANDARD DESIGN AIRCRAFT MAINTENANCE HANGAR

INDEX OF DRAWINGS

SHEET ID
SD002

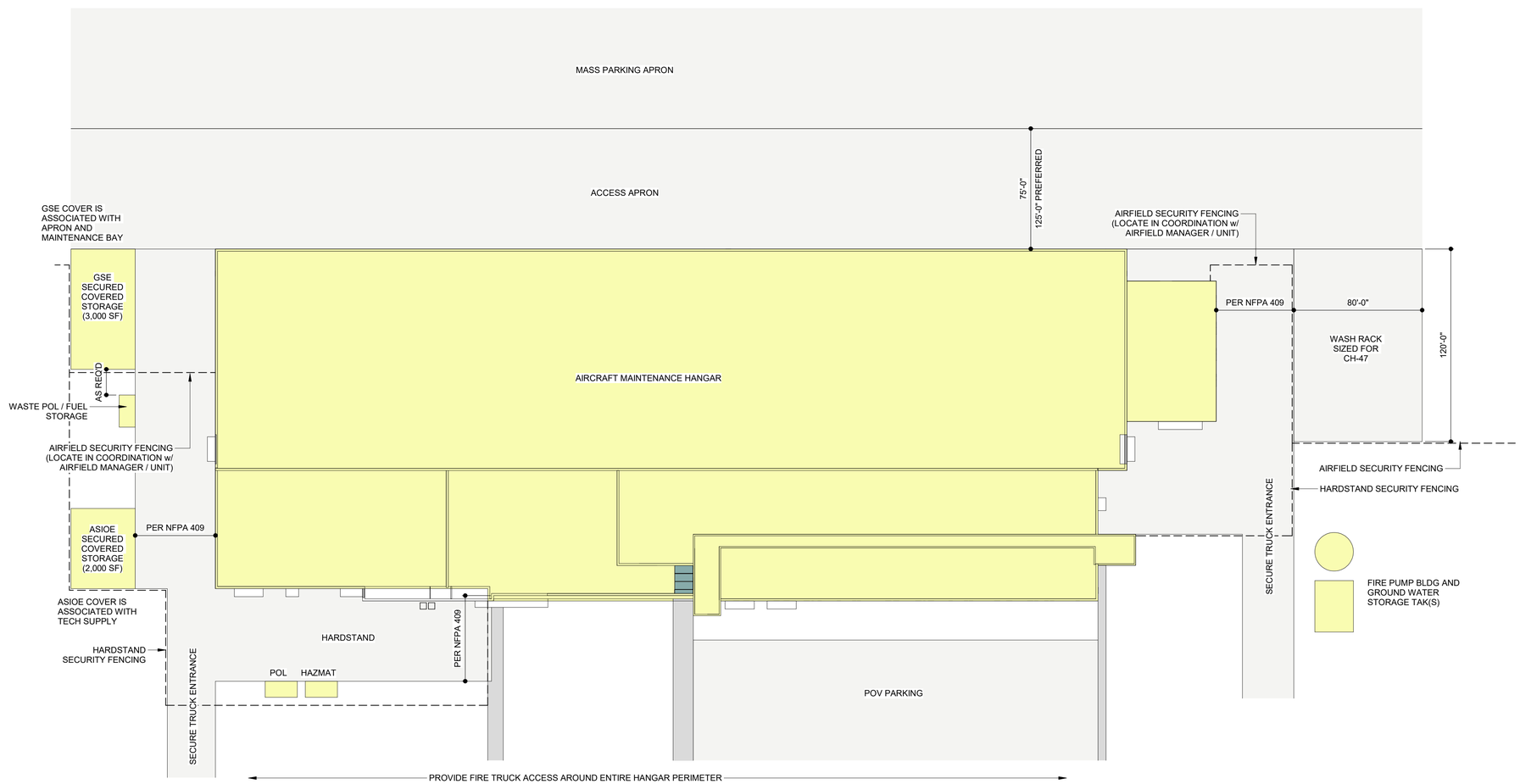


1 NOTIONAL SITE PLAN
1" = 40'-0"

US Army Corps of Engineers®

| MARK | DESCRIPTION | DATE |
|---|---|---|

| | |
|---|---|
| DESIGNED BY: BUSH | ISSUE DATE: SEPTEMBER 2023 |
| DRAWN BY: - | SOLICITATION NO.: W91328-XX-X-XXXX |
| CHECKED BY: BUSH | CONTRACT NO.: W91328-XX-X-XXXX |
| SUBMITTED BY: | PROJECT NUMBER: PROJECT # |
| SIZE: ANSI D | FILE NAME: ARCH Revit Project Template_CESAM_2020.rvt |

U.S. ARMY CORPS OF ENGINEERS
Mobile District
109 SAINT JOSEPH STREET
MOBILE AL 36602

DEPARTMENT OF THE ARMY
FACILITIES STANDARDIZATION PROGRAM
AVN-COS MEDIUM STANDARD DESIGN AIRCRAFT MAINTENANCE HANGAR

NOTIONAL SITE PLAN

SHEET ID
SD005

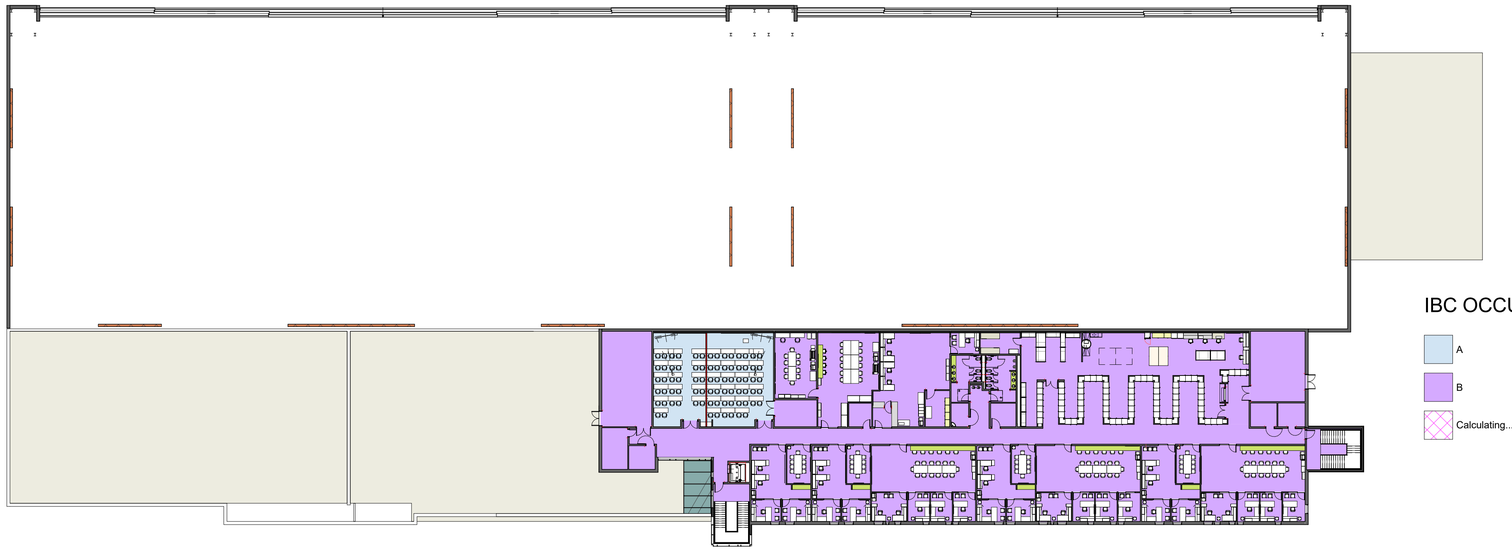

IBC OCCUPANCY USE CLASSIFICATION LEGEND

- A
- B
- Calculating...

2 CODE OCCUPANCY PLAN - L2

1/32" = 1'-0"

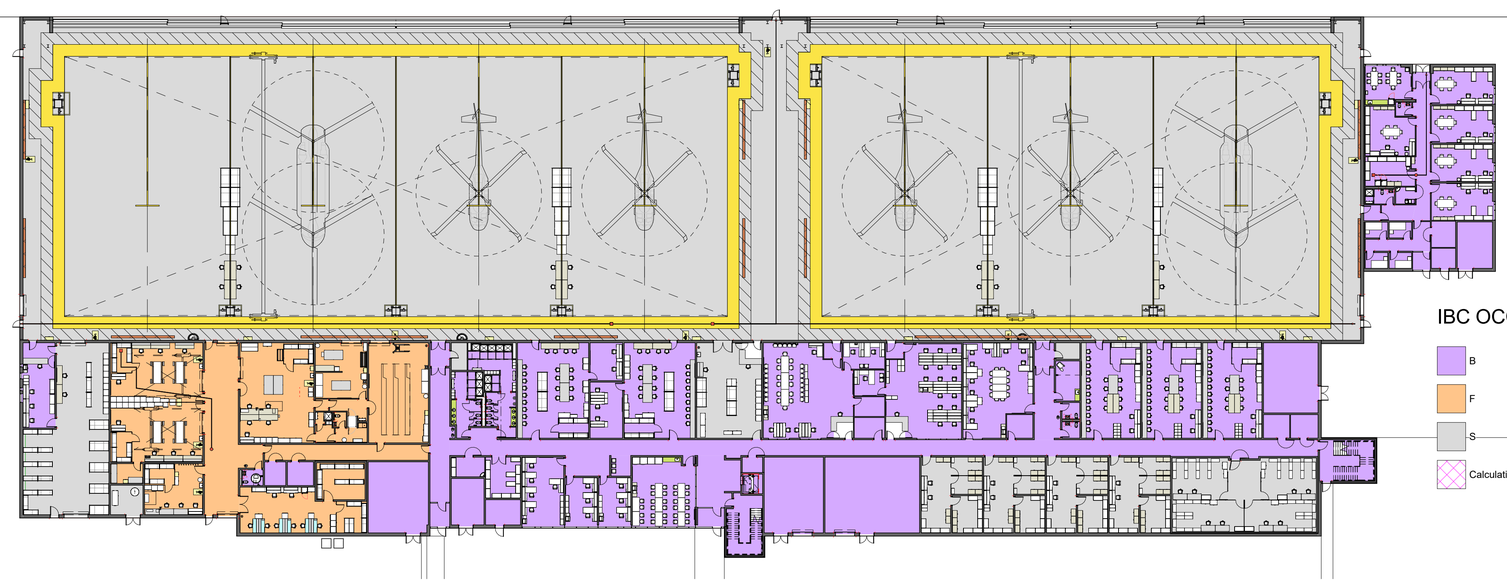

IBC OCCUPANCY USE CLASSIFICATION LEGEND

- B
- F
- S
- Calculating...

1 CODE OCCUPANCY PLAN - L1

1/32" = 1'-0"

US Army Corps of Engineers®

| MARK | DESCRIPTION | DATE |
|---|---|---|

DESIGNED BY: BUSH
DRAWN BY: -
CHECKED BY: BUSH
SUBMITTED BY:
SIZE: ANSI D

ISSUE DATE: SEPTEMBER 2023
SOLICITATION NO.: W91328-XX-X-XXXX
CONTRACT NO.: W91328-XX-X-XXXX
PROJECT NUMBER: PROJECT #
FILE NAME: ARCH Revit Project Template_CESAM_2020.rvt

U.S. ARMY CORPS OF ENGINEERS
Mobile District
109 SAINT JOSEPH STREET
MOBILE AL 36602

DEPARTMENT OF THE ARMY
FACILITIES STANDARDIZATION PROGRAM
AVN-COS MEDIUM STANDARD DESIGN AIRCRAFT MAINTENANCE HANGAR

CODE OCCUPANCY USE PLANS - IBC

SHEET ID

SD011

NFPA OCCUPANCY USE CLASSIFICATION LEGEND

- ASSEMBLY
- BUSINESS
- Calculating...

2 CODE OCCUPANCY PLAN - L2

1/32" = 1'-0"

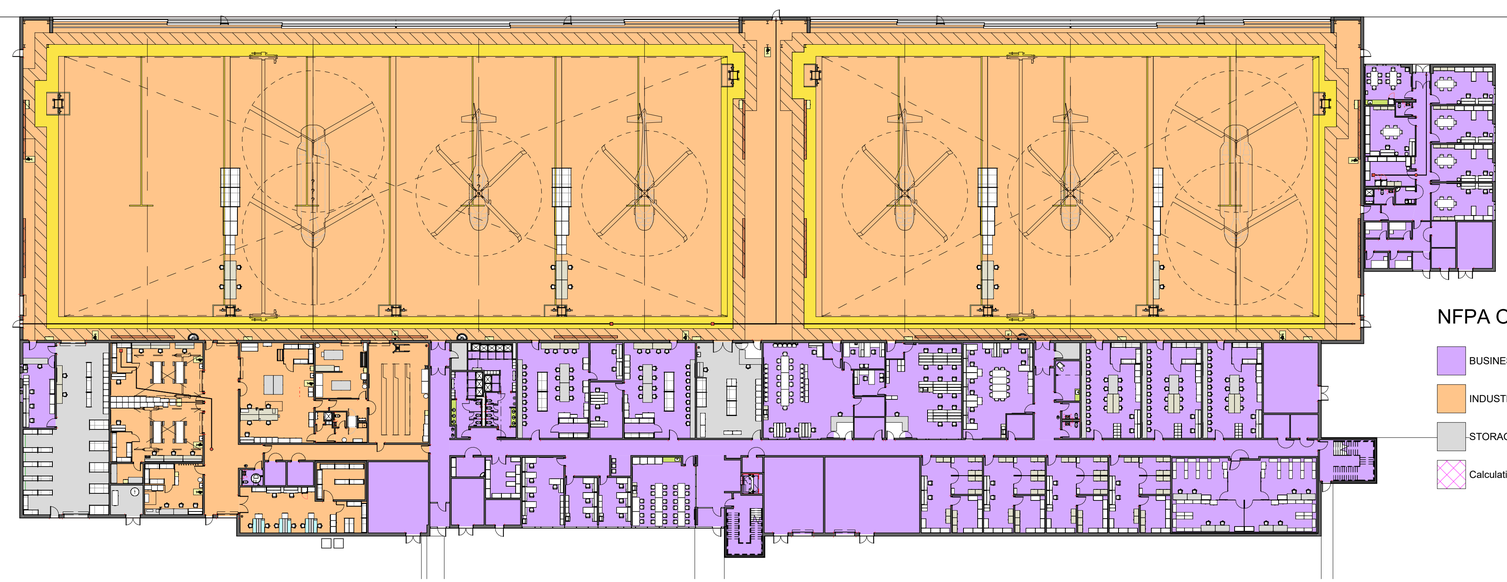

NFPA OCCUPANCY USE CLASSIFICATION LEGEND

- BUSINESS
- INDUSTRIAL
- STORAGE
- Calculating...

1 CODE OCCUPANCY PLAN - L1

1/32" = 1'-0"

US Army Corps of Engineers®

| MARK | DESCRIPTION | DATE |
|---|---|---|

DESIGNED BY: BUSH
DRAWN BY: -
CHECKED BY: BUSH
SUBMITTED BY: -
SIZE: ANSI D
ISSUE DATE: SEPTEMBER 2023
SOLICITATION NO.: W91328-XX-X-XXXX
CONTRACT NO.: W91328-XX-X-XXXX
PROJECT NUMBER: PROJECT #
FILE NAME: ARCH Revit Project Template_CESAM_2020.rvt

U.S. ARMY CORPS OF ENGINEERS
Mobile District
109 SAINT JOSEPH STREET
MOBILE AL 36602

DEPARTMENT OF THE ARMY
FACILITIES STANDARDIZATION PROGRAM
AVN-COS MEDIUM STANDARD DESIGN AIRCRAFT MAINTENANCE HANGAR

CODE OCCUPANCY USE PLANS- NFPA

SHEET ID

SD012

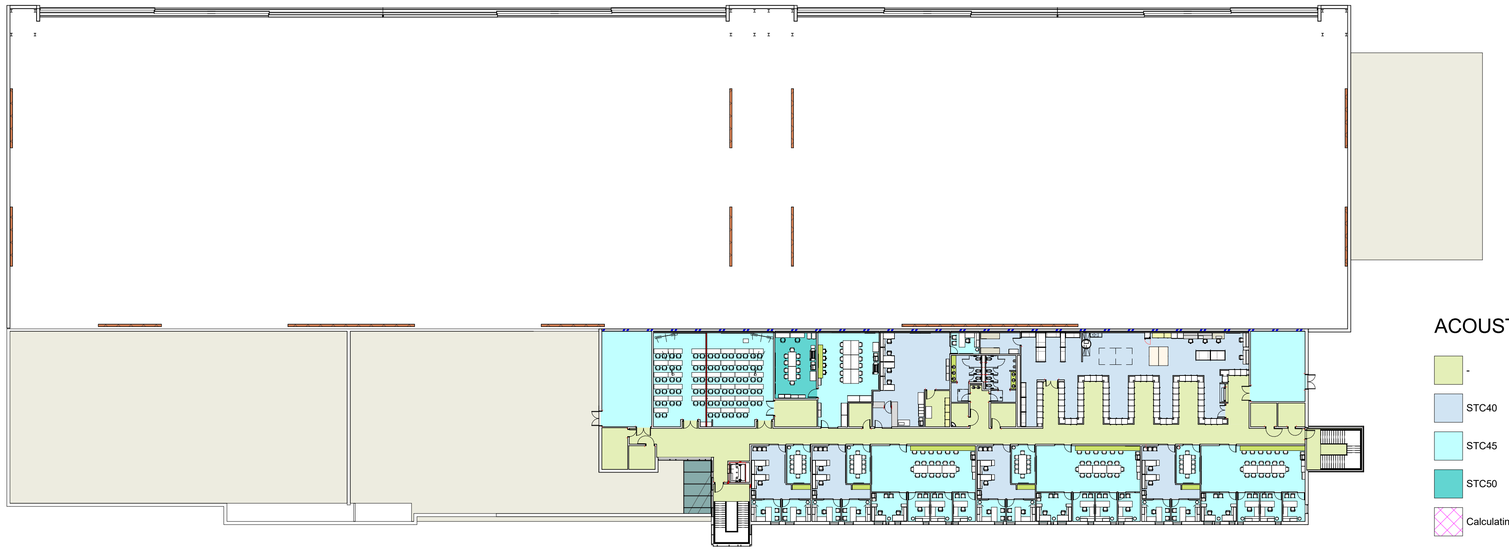

## ACOUSTIC ZONING LEGEND

- -
- STC40
- STC45
- STC50
- Calculating...

2 ACOUSTIC ZONING PLAN - L2

1/32" = 1'-0"

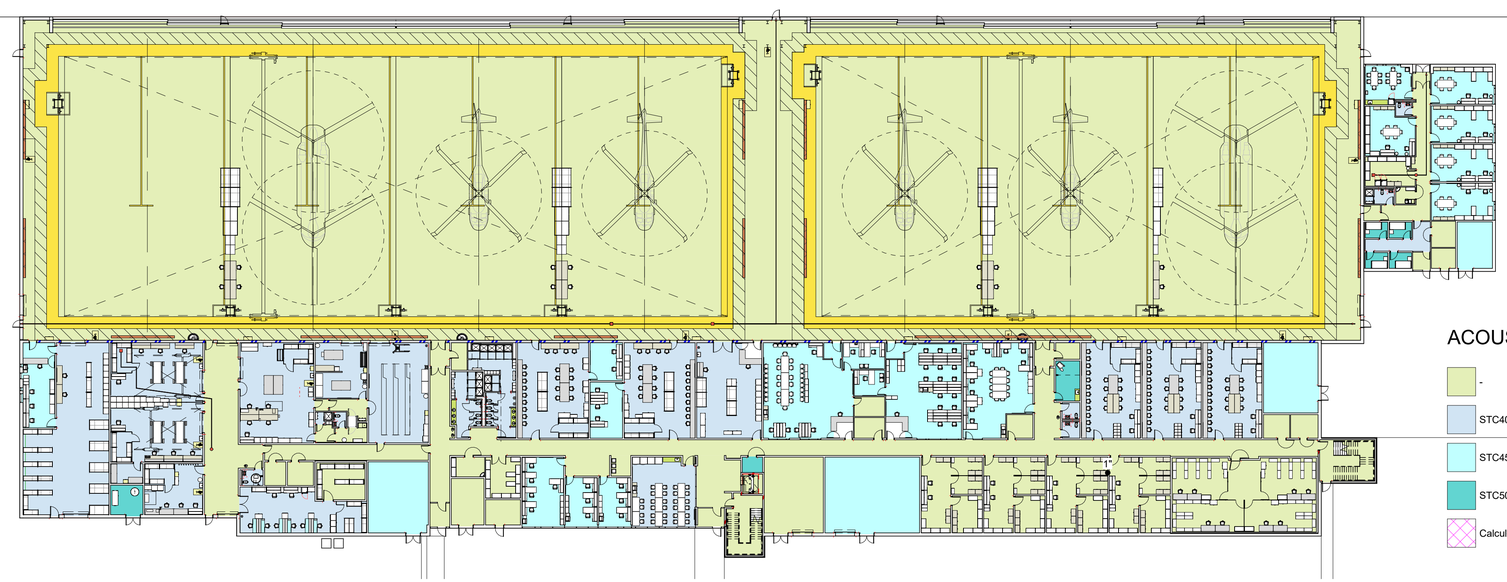

## ACOUSTIC ZONING LEGEND

- -
- STC40
- STC45
- STC50
- Calculating...

1 ACOUSTIC ZONING PLAN - L1

1/32" = 1'-0"

US Army Corps of Engineers®

| MARK | DESCRIPTION | DATE |
|---|---|---|

DESIGNED BY: BUSH
DRAWN BY: -
CHECKED BY: BUSH
SUBMITTED BY: -
SIZE: ANSI D

ISSUE DATE: SEPTEMBER 2023
SOLICITATION NO.: W91328-XX-X-XXXX
CONTRACT NO.: W91328-XX-X-XXXX
PROJECT NUMBER: PROJECT #
FILE NAME: ARCH Revit Project Template_CESAM_2020.rvt

U.S. ARMY CORPS OF ENGINEERS
Mobile District
109 SAINT JOSEPH STREET
MOBILE AL 36602

DEPARTMENT OF THE ARMY
FACILITIES STANDARDIZATION PROGRAM
AVN-COS MEDIUM STANDARD DESIGN AIRCRAFT MAINTENANCE HANGAR

ACOUSTIC ZONING PLANS

SHEET ID

SD021

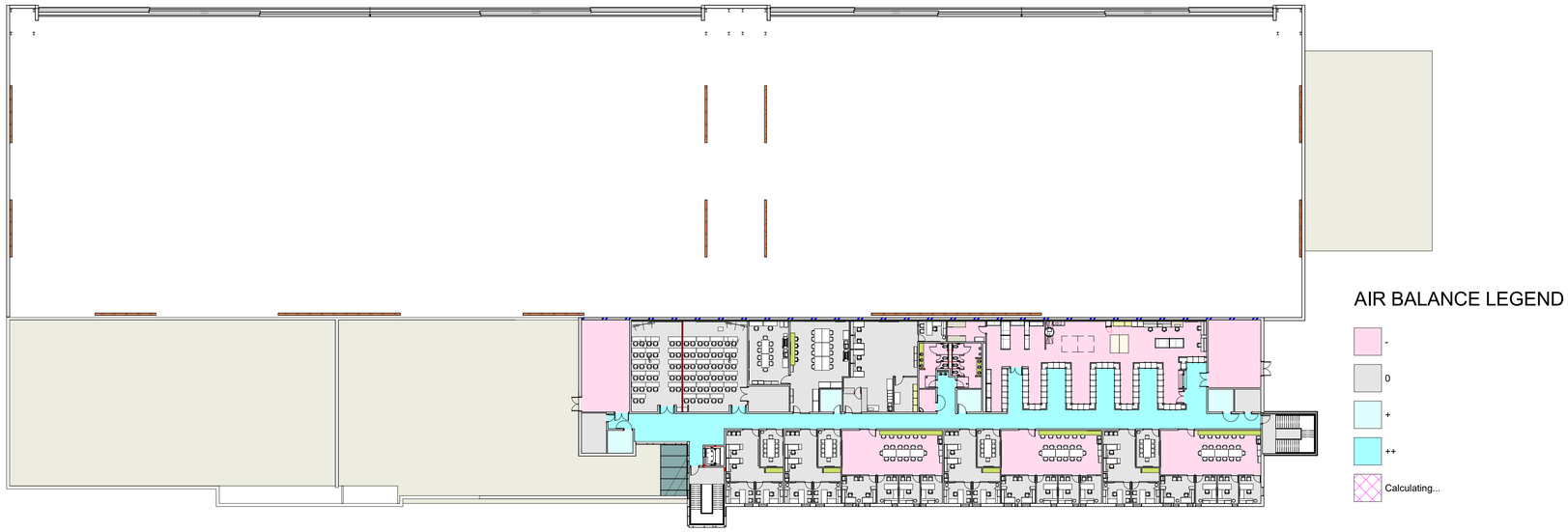


2 AIR BALANCE PLAN - L2
1/32" = 1'-0"

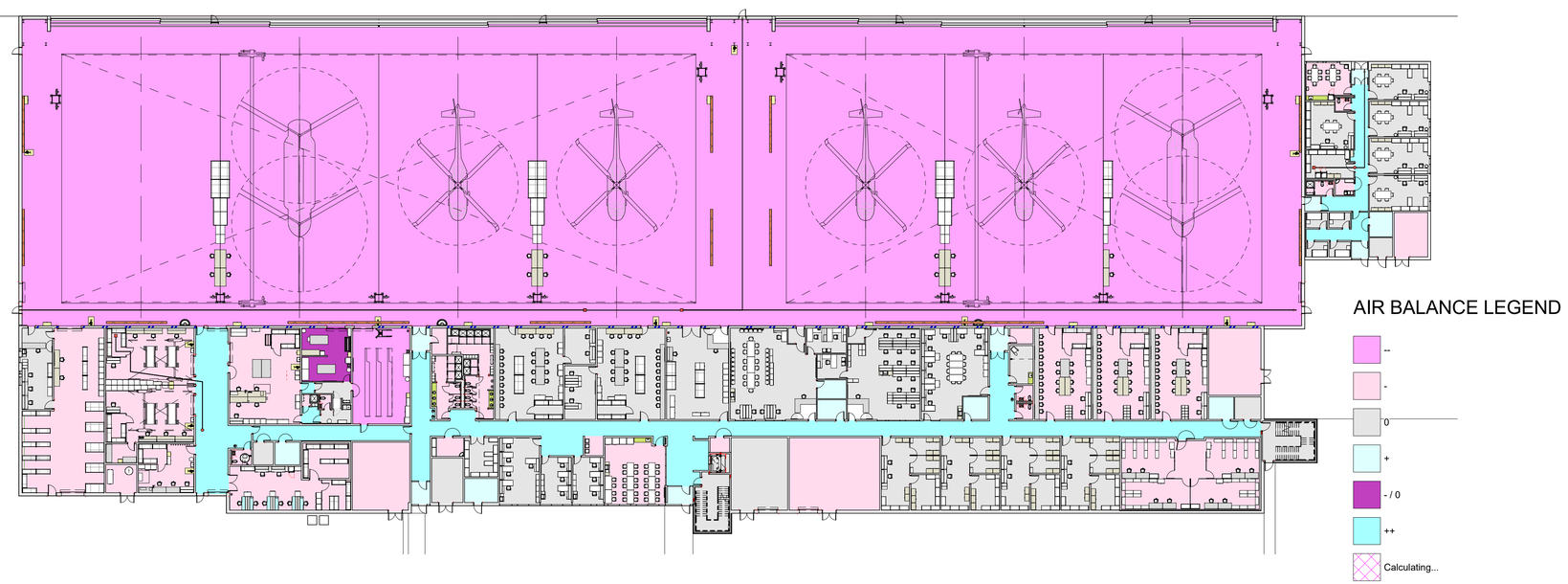


1 AIR BALANCE PLAN - L1
1/32" = 1'-0"

US Army Corps of Engineers®

| MARK | DESCRIPTION | DATE |
|---|---|---|

DESIGNED BY: BUSH
DRAWN BY: -
CHECKED BY: BUSH
SUBMITTED BY:
SIZE: ANSI D
ISSUE DATE: SEPTEMBER 2023
SOLICITATION NO.: W91328-XX-X-XXXX
CONTRACT NO.: W91328-XX-X-XXXX
PROJECT NUMBER: PROJECT #
FILE NAME: ARCH Revit Project Template_CESAM_2020.rvt

U.S. ARMY CORPS OF ENGINEERS
Mobile District
109 SAINT JOSEPH STREET
MOBILE AL 36602

DEPARTMENT OF THE ARMY
FACILITIES STANDARDIZATION PROGRAM
AVN-COS MEDIUM STANDARD DESIGN AIRCRAFT MAINTENANCE HANGAR

AIR BALANCE PLANS

SHEET ID
SD031

## FUNCTIONAL AREA LEGEND

- FA01 MAINTENANCE OPERATIONS
- FA02 AVIATION UNIT OPERATIONS
- FA03 NET-TO-GROSS AREA
- Calculating...

## 2 FUNCTIONAL AREA PLAN - L2- ASSAULT

1/32" = 1'-0"

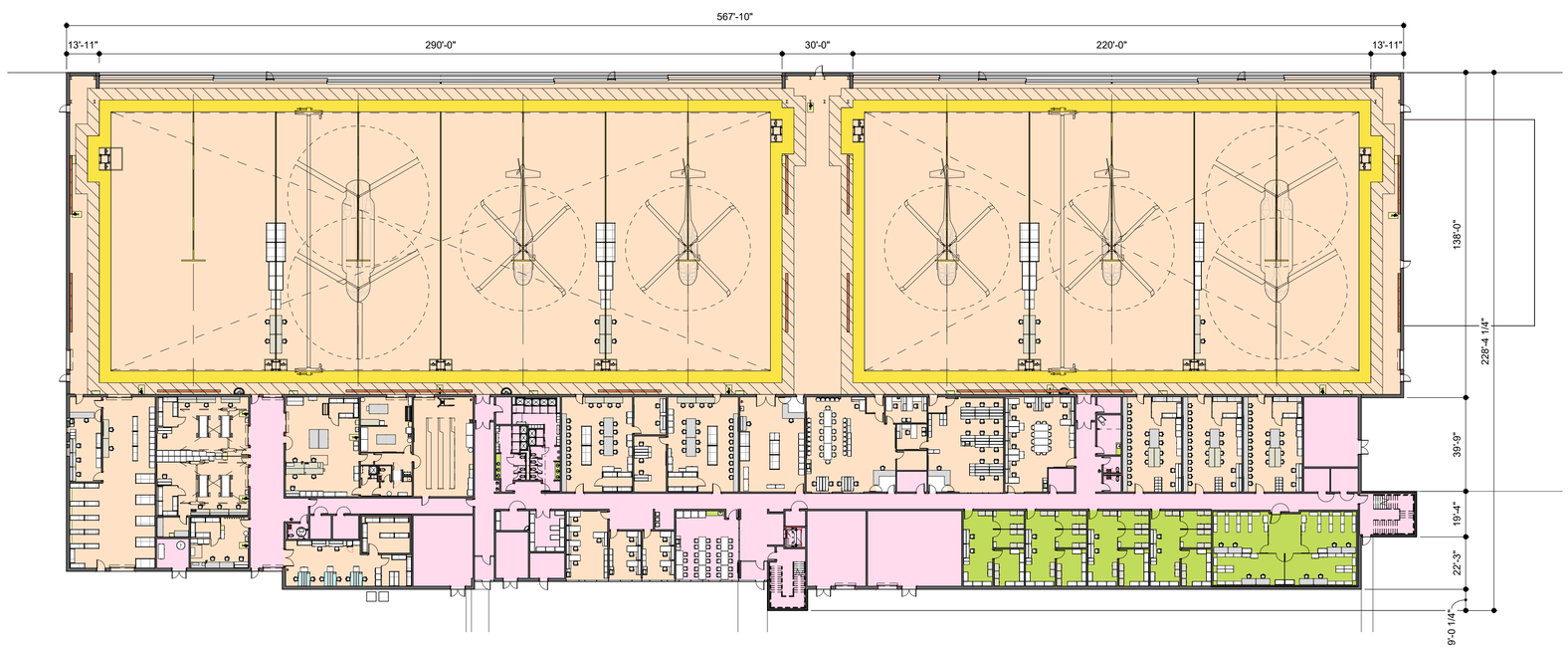


## FUNCTIONAL AREA LEGEND

- FA01 MAINTENANCE OPERATIONS
- FA02 AVIATION UNIT OPERATIONS
- FA03 NET-TO-GROSS AREA
- Calculating...

## 1 FUNCTIONAL AREA PLAN - L1- ASSAULT

1/32" = 1'-0"

### RECAPITULATION OF GROSS AREA

| | |
|---|---|
| 01 GROSS AREA | 121,796 SF |
| 02 GROSS AREA | 23,496 SF |
| | 145,291 SF |

US Army Corps of Engineers®

| MARK | DESCRIPTION | DATE |
|---|---|---|

DESIGNED BY: BUSH
DRAWN BY: -
CHECKED BY: BUSH
SUBMITTED BY:
SIZE: ANSI D
ISSUE DATE: SEPTEMBER 2023
SOLICITATION NO.: W91328-XX-X-XXXX
CONTRACT NO.: W91328-XX-X-XXXX
PROJECT NUMBER: PROJECT #
FILE NAME: ARCH Revit Project Template_CESAM_2020.rvt

U.S. ARMY CORPS OF ENGINEERS
Mobile District
109 SAINT JOSEPH STREET
MOBILE AL 36602

DEPARTMENT OF THE ARMY
FACILITIES STANDARDIZATION PROGRAM
AVN-COS MEDIUM STANDARD DESIGN AIRCRAFT MAINTENANCE HANGAR

FUNCTIONAL AREA PLANS - OPTION 1

SHEET ID

SD101

## FUNCTIONAL AREA LEGEND

- FA01 MAINTENANCE OPERATIONS
- FA02 AVIATION UNIT OPERATIONS
- FA03 NET-TO-GROSS AREA
- Calculating...

2 FUNCTIONAL AREA PLAN - L2- GSAB w/ MEDEVAC

1/32" = 1'-0"

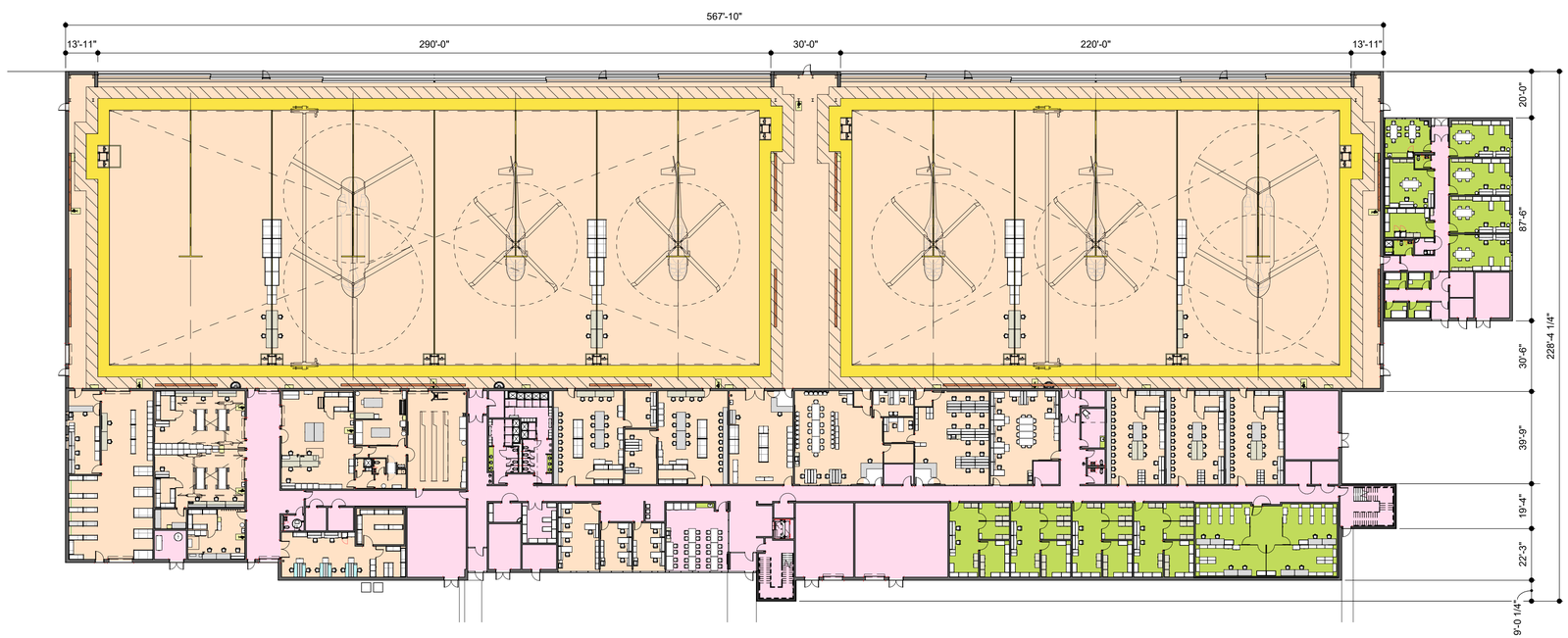


## FUNCTIONAL AREA LEGEND

- FA01 MAINTENANCE OPERATIONS
- FA02 AVIATION UNIT OPERATIONS
- FA03 NET-TO-GROSS AREA
- Calculating...

1 FUNCTIONAL AREA PLAN - L1- GSAB w/ MEDEVAC

1/32" = 1'-0"

RECAPITULATION OF GROSS AREA

| | |
|---|---|
| 01 GROSS AREA | 126,776 SF |
| 02 GROSS AREA | 23,496 SF |
| | 150,271 SF |

US Army Corps of Engineers®

| MARK | DESCRIPTION | DATE |
|---|---|---|

DESIGNED BY: BUSH
DRAWN BY: -
CHECKED BY: BUSH
SUBMITTED BY:
SIZE: ANSI D
ISSUE DATE: SEPTEMBER 2023
SOLICITATION NO.: W91328-XX-X-XXXX
CONTRACT NO.: W91328-XX-X-XXXX
PROJECT NUMBER: PROJECT #
FILE NAME: ARCH Revit Project Template_CESAM_2020.rvt

U.S. ARMY CORPS OF ENGINEERS
Mobile District
109 SAINT JOSEPH STREET
MOBILE AL 36602

DEPARTMENT OF THE ARMY
FACILITIES STANDARDIZATION PROGRAM
AVN-COS MEDIUM STANDARD DESIGN AIRCRAFT MAINTENANCE HANGAR

FUNCTIONAL AREA PLANS - OPTION 2

SHEET ID

SD102

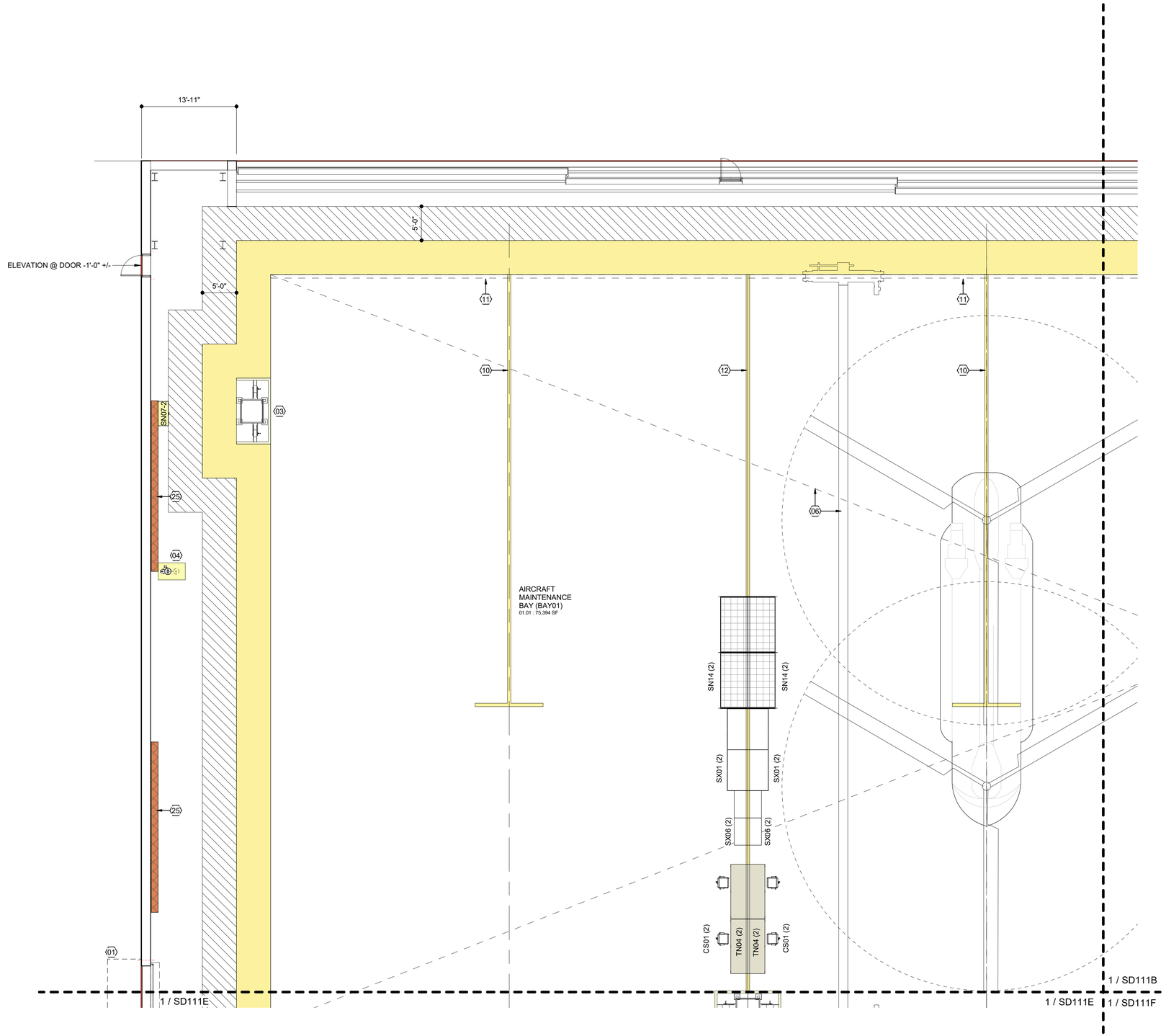


1 NOTIONAL FLOOR PLAN - L1 AREA A

1/8" = 1'-0"

## GENERAL NOTES

1. ENLARGED SHEETS ILLUSTRATE OPTION 2.
2. REFER TO STANDARD DESIGN NARRATIVE FOR ADDITIONAL MANDATORY REQUIREMENTS.
3. REFER TO FURNISHINGS AND EQUIPMENT SCHEDULE ON SHEETS SD605 FOR EQUIPMENT NOMENCLATURE AND ACQUISITION / INSTALLATION REQUIREMENTS.
4. REFER TO SHEET SD604 FOR NOTIONAL TOILET ACCESSORIES REQUIREMENTS.
5. REFER TO SHEET SD604 FOR NOTIONAL ROOM FINISH SCHEDULE AND MATERIALS.

## SHEET NOTES

01 LINE OF WALL-SUPPORTED CANOPY OVERHEAD
02 DUST COLLECTION SYSTEM - (1) EACH FOR COMPOSITE AND BLADE REPAIR SHOPS
03 UTILITY PEDESTAL
04 EMERGENCY SHOWER / EYEWASH w/ FLOOR DRAIN
06 10 TON BRIDGE CRANE. DASHED CROSSING LINES INDICATES EXTENTS OF COVERAGE.
07 2 TON BRIDGE CRANE
08 WIRE MESH PARTITION SECURITY CAGE. EXTEND PARTITION TO DECK ABOVE OR PROVIDE WIRE MESH OVERHEAD CLOSURE @ 10'-0"
09 WIRE MESH PARTITION SECURITY CAGE. EXTEND PARTITION TO STRUCTURE ABOVE
10 AIRCRAFT POSITIONING MARKINGS
11 CONTINUOUS TRENCH DRAIN. DISCHARGE THROUGH OIL WATER SEPERATOR SYSTEM
12 AIRCRAFT MODULE DIVISION MARKINGS
13 5 FOOT SAFETY ZONE MARKINGS
14 5 FOOT STRUCTURAL ZONE. GRAPHICS INDICATE REQUIRED CLEAR SPACE: NO MARKINGS REQUIRED.
15 SKYLIGHT
16 FOLDING PARTITION
17 TRIPLE STACKED 30" x 30" x 30" DOUBLE SIDED EVIDENCE LOCKERS
18 EMERGENCY EYEWASH w/ FLOOR DRAIN
19 CURTAIN TRACK AND CURTAIN
20 SHOWER CURTAIN AND CURTAIN TRACK
21 SINGLE COMPARTMENT SS SERVICE SINK w/ SIDE DRAINBOARD
22 DOUBLE COMPARTMENT SS SERVICE SINK w/ SIDE DRAINBOARD
23 2-TIER SS CLOTHES RODS & SUPPORTS. BOTTOM TIER ROD REMOVABLE IN 48" SECTIONS.
24 OVERHEAD HOOK @ 4" BELOW CEILING LINE. CAPACITY 500#
25 NOTIONAL CROSS BRACING AREA. CONFIGURE CROSS BRACING TO AVOID CONFLICTS WITH REQUIRED OPENINGS, UTILITIES, ETC.
26 THIS DOOR TO BE EQUIPPED WITH DELAY EGRESS ALARM. HARDWARE ON EGRESS SIDE ONLY.
27 CENTRAL ISSUE COUNTER: CONFIRM REQUIREMENT WITH UNIT.

## KEY PLAN

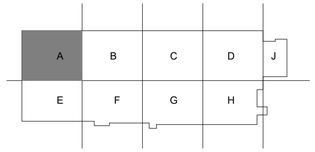


US Army Corps of Engineers®

| MARK | DESCRIPTION | DATE |
|---|---|---|

DESIGNED BY: BUSH
DRAWN BY: -
CHECKED BY: BUSH
SUBMITTED BY:
SIZE: ANSI D
ISSUE DATE: SEPTEMBER 2023
SOLICITATION NO.: W91328-XX-X-XXXX
CONTRACT NO.: W91328-XX-X-XXXX
PROJECT NUMBER: PROJECT #
FILE NAME: ARCH Revit Project Template_CESAM_2020.rvt

U.S. ARMY CORPS OF ENGINEERS
Mobile District
109 SAINT JOSEPH STREET
MOBILE AL 36602

DEPARTMENT OF THE ARMY
FACILITIES STANDARDIZATION PROGRAM
AVN-COS MEDIUM STANDARD DESIGN AIRCRAFT MAINTENANCE HANGAR

NOTIONAL FLOOR PLAN - L1 AREA A

SHEET ID
SD111A

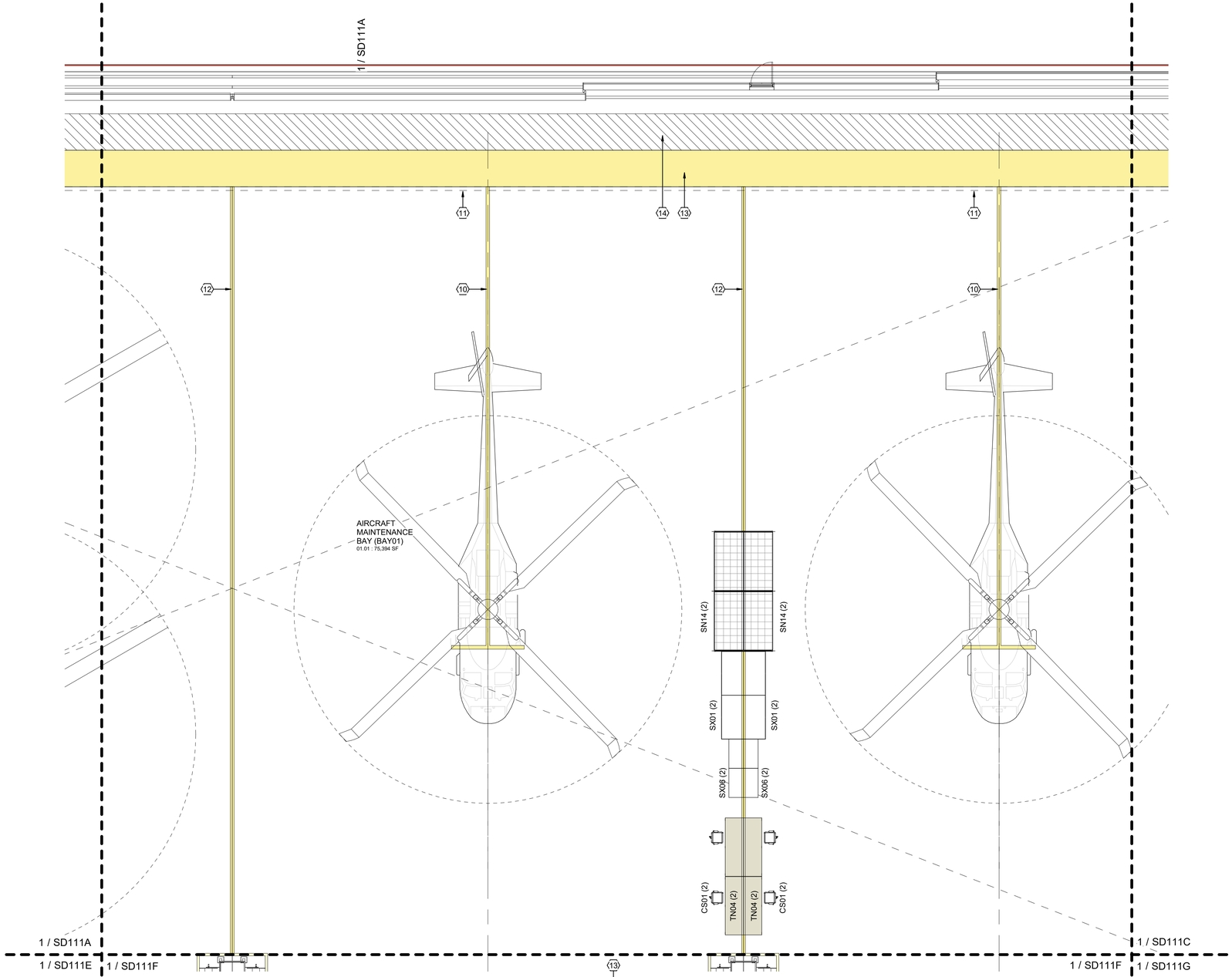


1 NOTIONAL FLOOR PLAN - L1 AREA B

1/8" = 1'-0"

# GENERAL NOTES

1. ENLARGED SHEETS ILLUSTRATE OPTION 2.
2. REFER TO STANDARD DESIGN NARRATIVE FOR ADDITIONAL MANDATORY REQUIREMENTS.
3. REFER TO FURNISHINGS AND EQUIPMENT SCHEDULE ON SHEETS SD605 FOR EQUIPMENT NOMENCLATURE AND ACQUISITION / INSTALLATION REQUIREMENTS.
4. REFER TO SHEET SD604 FOR NOTIONAL TOILET ACCESSORIES REQUIREMENTS.
5. REFER TO SHEET SD604 FOR NOTIONAL ROOM FINISH SCHEDULE AND MATERIALS.

# SHEET NOTES

01 LINE OF WALL-SUPPORTED CANOPY OVERHEAD
02 DUST COLLECTION SYSTEM - (1) EACH FOR COMPOSITE AND BLADE REPAIR SHOPS
03 UTILITY PEDESTAL
04 EMERGENCY SHOWER / EYEWASH w/ FLOOR DRAIN
06 10 TON BRIDGE CRANE. DASHED CROSSING LINES INDICATES EXTENTS OF COVERAGE.
07 2 TON BRIDGE CRANE
08 WIRE MESH PARTITION SECURITY CAGE. EXTEND PARTITION TO DECK ABOVE OR PROVIDE WIRE MESH OVERHEAD CLOSURE @ 10'-0"
09 WIRE MESH PARTITION SECURITY CAGE. EXTEND PARTITION TO STRUCTURE ABOVE
10 AIRCRAFT POSITIONING MARKINGS
11 CONTINUOUS TRENCH DRAIN. DISCHARGE THROUGH OIL WATER SEPERATOR SYSTEM
12 AIRCRAFT MODULE DIVISION MARKINGS
13 5 FOOT SAFETY ZONE MARKINGS
14 5 FOOT STRUCTURAL ZONE. GRAPHICS INDICATE REQUIRED CLEAR SPACE: NO MARKINGS REQUIRED.
15 SKYLIGHT
16 FOLDING PARTITION
17 TRIPLE STACKED 30" x 30" x 30" DOUBLE SIDED EVIDENCE LOCKERS
18 EMERGENCY EYEWASH w/ FLOOR DRAIN
19 CURTAIN TRACK AND CURTAIN
20 SHOWER CURTAIN AND CURTAIN TRACK
21 SINGLE COMPARTMENT SS SERVICE SINK w/ SIDE DRAINBOARD
22 DOUBLE COMPARTMENT SS SERVICE SINK w/ SIDE DRAINBOARD
23 2-TIER SS CLOTHES RODS & SUPPORTS. BOTTOM TIER ROD REMOVABLE IN 48" SECTIONS.
24 OVERHEAD HOOK @ 4" BELOW CEILING LINE. CAPACITY 500#
25 NOTIONAL CROSS BRACING AREA. CONFIGURE CROSS BRACING TO AVOID CONFLICTS WITH REQUIRED OPENINGS, UTILITIES, ETC.
26 THIS DOOR TO BE EQUIPPED WITH DELAY EGRESS ALARM. HARDWARE ON EGRESS SIDE ONLY.
27 CENTRAL ISSUE COUNTER: CONFIRM REQUIREMENT WITH UNIT.

# KEY PLAN

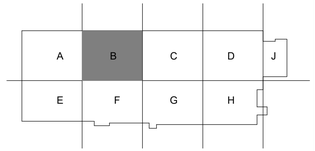


US Army Corps of Engineers®

| MARK | DESCRIPTION | DATE |
|---|---|---|

ISSUE DATE: SEPTEMBER 2023
SOLICITATION NO.: W91328-XX-X-XXXX
CONTRACT NO.: W91328-XX-X-XXXX
PROJECT NUMBER: PROJECT #

DESIGNED BY: BUSH
DRAWN BY: -
CHECKED BY: BUSH
SUBMITTED BY:
SIZE: ANSI D
FILE NAME: ARCH Revit Project Template_CESAM_2020.rvt

U.S. ARMY CORPS OF ENGINEERS
Mobile District
109 SAINT JOSEPH STREET
MOBILE AL 36602

DEPARTMENT OF THE ARMY
FACILITIES STANDARDIZATION PROGRAM
AVN-COS MEDIUM STANDARD DESIGN AIRCRAFT MAINTENANCE HANGAR

NOTIONAL FLOOR PLAN - L1 AREA B

SHEET ID
SD111B

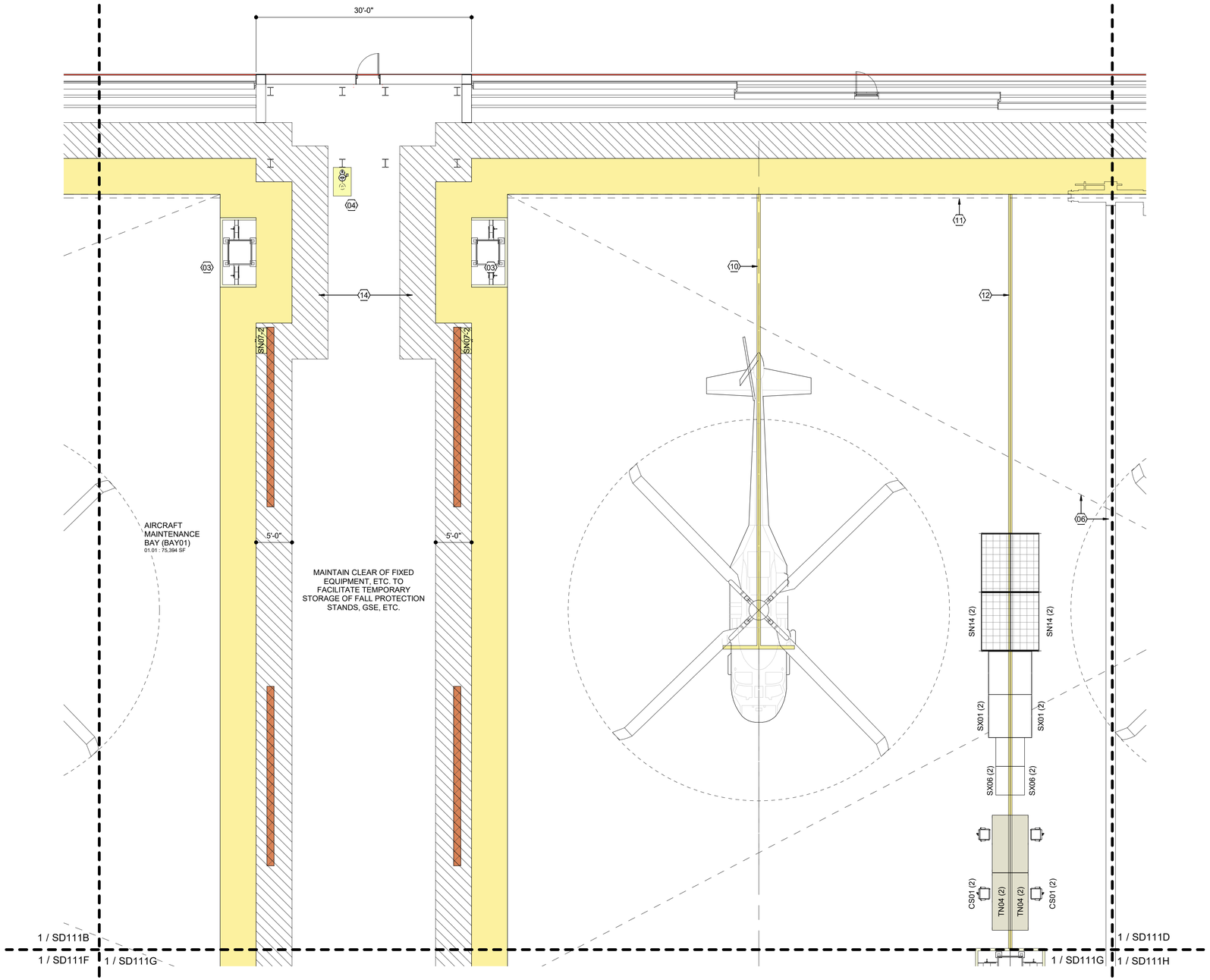


1 NOTIONAL FLOOR PLAN - L1 AREA C

1/8" = 1'-0"

# GENERAL NOTES

1. ENLARGED SHEETS ILLUSTRATE OPTION 2.
2. REFER TO STANDARD DESIGN NARRATIVE FOR ADDITIONAL MANDATORY REQUIREMENTS.
3. REFER TO FURNISHINGS AND EQUIPMENT SCHEDULE ON SHEETS SD605 FOR EQUIPMENT NOMENCLATURE AND ACQUISITION / INSTALLATION REQUIREMENTS.
4. REFER TO SHEET SD604 FOR NOTIONAL TOILET ACCESSORIES REQUIREMENTS.
5. REFER TO SHEET SD604 FOR NOTIONAL ROOM FINISH SCHEDULE AND MATERIALS.

# SHEET NOTES

01 LINE OF WALL-SUPPORTED CANOPY OVERHEAD
02 DUST COLLECTION SYSTEM - (1) EACH FOR COMPOSITE AND BLADE REPAIR SHOPS
03 UTILITY PEDESTAL
04 EMERGENCY SHOWER / EYEWASH w/ FLOOR DRAIN
06 10 TON BRIDGE CRANE. DASHED CROSSING LINES INDICATES EXTENTS OF COVERAGE.
07 2 TON BRIDGE CRANE
08 WIRE MESH PARTITION SECURITY CAGE. EXTEND PARTITION TO DECK ABOVE OR PROVIDE WIRE MESH OVERHEAD CLOSURE @ 10'-0"
09 WIRE MESH PARTITION SECURITY CAGE. EXTEND PARTITION TO STRUCTURE ABOVE
10 AIRCRAFT POSITIONING MARKINGS
11 CONTINUOUS TRENCH DRAIN. DISCHARGE THROUGH OIL WATER SEPERATOR SYSTEM
12 AIRCRAFT MODULE DIVISION MARKINGS
13 5 FOOT SAFETY ZONE MARKINGS
14 5 FOOT STRUCTURAL ZONE. GRAPHICS INDICATE REQUIRED CLEAR SPACE: NO MARKINGS REQUIRED.
15 SKYLIGHT
16 FOLDING PARTITION
17 TRIPLE STACKED 30" x 30" x 30" DOUBLE SIDED EVIDENCE LOCKERS
18 EMERGENCY EYEWASH w/ FLOOR DRAIN
19 CURTAIN TRACK AND CURTAIN
20 SHOWER CURTAIN AND CURTAIN TRACK
21 SINGLE COMPARTMENT SS SERVICE SINK w/ SIDE DRAINBOARD
22 DOUBLE COMPARTMENT SS SERVICE SINK w/ SIDE DRAINBOARD
23 2-TIER SS CLOTHES RODS & SUPPORTS. BOTTOM TIER ROD REMOVABLE IN 48" SECTIONS.
24 OVERHEAD HOOK @ 4" BELOW CEILING LINE. CAPACITY 500#
25 NOTIONAL CROSS BRACING AREA. CONFIGURE CROSS BRACING TO AVOID CONFLICTS WITH REQUIRED OPENINGS, UTILITIES, ETC.
26 THIS DOOR TO BE EQUIPPED WITH DELAY EGRESS ALARM. HARDWARE ON EGRESS SIDE ONLY.
27 CENTRAL ISSUE COUNTER: CONFIRM REQUIREMENT WITH UNIT.

# KEY PLAN

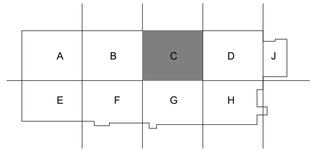


US Army Corps of Engineers®

| MARK | DESCRIPTION | DATE |
|---|---|---|

DESIGNED BY: BUSH
DRAWN BY: -
CHECKED BY: BUSH
SUBMITTED BY:
SIZE: ANSI D
ISSUE DATE: SEPTEMBER 2023
SOLICITATION NO.: W91328-XX-X-XXXX
CONTRACT NO.: W91328-XX-X-XXXX
PROJECT NUMBER: PROJECT #
FILE NAME: ARCH Revit Project Template_CESAM_2020.rvt

U.S. ARMY CORPS OF ENGINEERS
Mobile District
109 SAINT JOSEPH STREET
MOBILE AL 36602

DEPARTMENT OF THE ARMY
FACILITIES STANDARDIZATION PROGRAM
AVN-COS MEDIUM STANDARD DESIGN AIRCRAFT MAINTENANCE HANGAR

NOTIONAL FLOOR PLAN - L1 AREA C

SHEET ID
SD111C

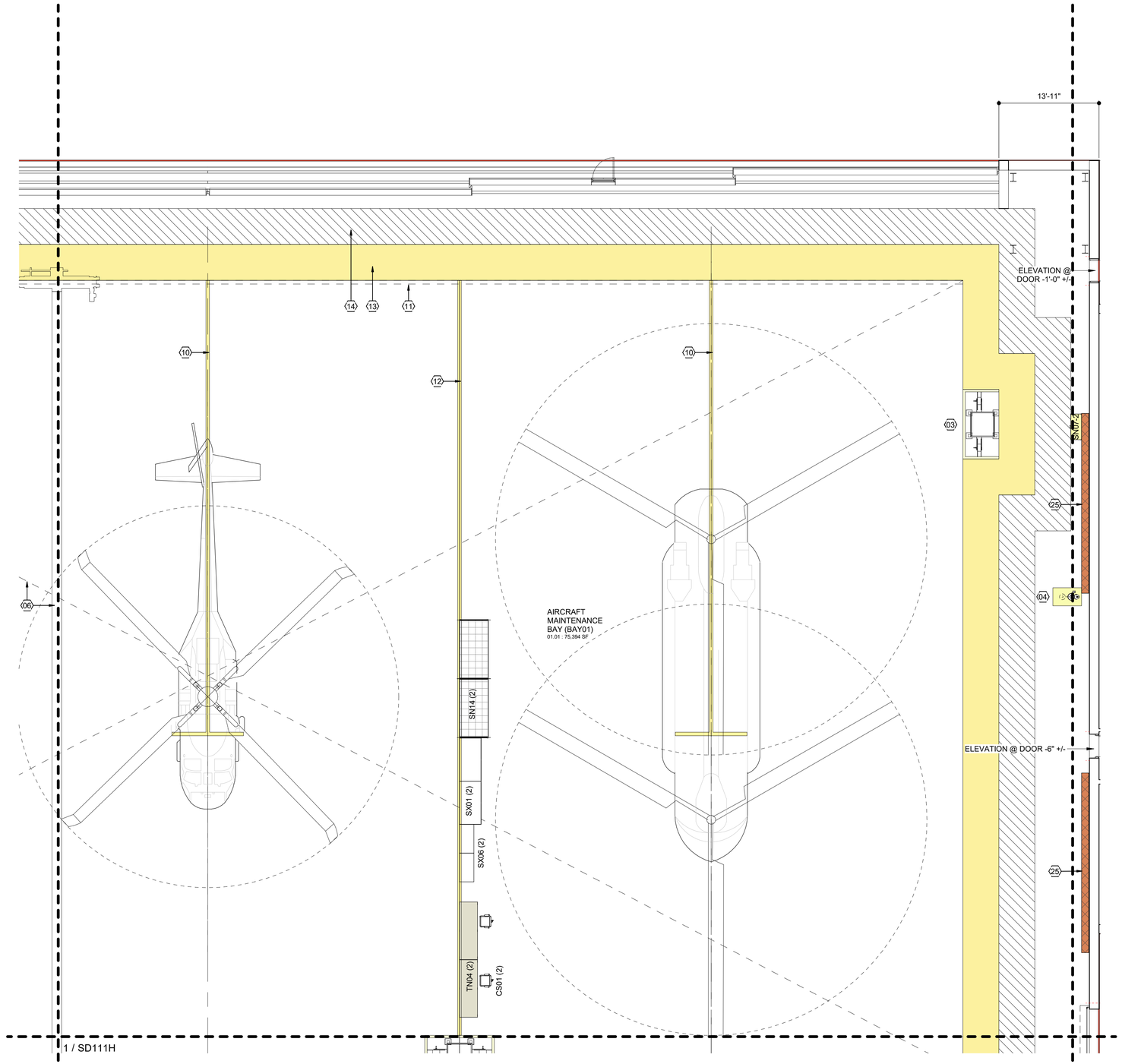


1 NOTIONAL FLOOR PLAN - L1 AREA D

1/8" = 1'-0"

# GENERAL NOTES

1. ENLARGED SHEETS ILLUSTRATE OPTION 2.
2. REFER TO STANDARD DESIGN NARRATIVE FOR ADDITIONAL MANDATORY REQUIREMENTS.
3. REFER TO FURNISHINGS AND EQUIPMENT SCHEDULE ON SHEETS SD605 FOR EQUIPMENT NOMENCLATURE AND ACQUISITION / INSTALLATION REQUIREMENTS.
4. REFER TO SHEET SD604 FOR NOTIONAL TOILET ACCESSORIES REQUIREMENTS.
5. REFER TO SHEET SD604 FOR NOTIONAL ROOM FINISH SCHEDULE AND MATERIALS.

# SHEET NOTES

01 LINE OF WALL-SUPPORTED CANOPY OVERHEAD
02 DUST COLLECTION SYSTEM - (1) EACH FOR COMPOSITE AND BLADE REPAIR SHOPS
03 UTILITY PEDESTAL
04 EMERGENCY SHOWER / EYEWASH w/ FLOOR DRAIN
06 10 TON BRIDGE CRANE. DASHED CROSSING LINES INDICATES EXTENTS OF COVERAGE.
07 2 TON BRIDGE CRANE
08 WIRE MESH PARTITION SECURITY CAGE. EXTEND PARTITION TO DECK ABOVE OR PROVIDE WIRE MESH OVERHEAD CLOSURE @ 10'-0"
09 WIRE MESH PARTITION SECURITY CAGE. EXTEND PARTITION TO STRUCTURE ABOVE
10 AIRCRAFT POSITIONING MARKINGS
11 CONTINUOUS TRENCH DRAIN. DISCHARGE THROUGH OIL WATER SEPERATOR SYSTEM
12 AIRCRAFT MODULE DIVISION MARKINGS
13 5 FOOT SAFETY ZONE MARKINGS
14 5 FOOT STRUCTURAL ZONE. GRAPHICS INDICATE REQUIRED CLEAR SPACE: NO MARKINGS REQUIRED.
15 SKYLIGHT
16 FOLDING PARTITION
17 TRIPLE STACKED 30" x 30" x 30" DOUBLE SIDED EVIDENCE LOCKERS
18 EMERGENCY EYEWASH w/ FLOOR DRAIN
19 CURTAIN TRACK AND CURTAIN
20 SHOWER CURTAIN AND CURTAIN TRACK
21 SINGLE COMPARTMENT SS SERVICE SINK w/ SIDE DRAINBOARD
22 DOUBLE COMPARTMENT SS SERVICE SINK w/ SIDE DRAINBOARD
23 2-TIER SS CLOTHES RODS & SUPPORTS. BOTTOM TIER ROD REMOVABLE IN 48" SECTIONS.
24 OVERHEAD HOOK @ 4" BELOW CEILING LINE. CAPACITY 500#
25 NOTIONAL CROSS BRACING AREA. CONFIGURE CROSS BRACING TO AVOID CONFLICTS WITH REQUIRED OPENINGS, UTILITIES, ETC.
26 THIS DOOR TO BE EQUIPPED WITH DELAY EGRESS ALARM. HARDWARE ON EGRESS SIDE ONLY.
27 CENTRAL ISSUE COUNTER: CONFIRM REQUIREMENT WITH UNIT.

# KEY PLAN

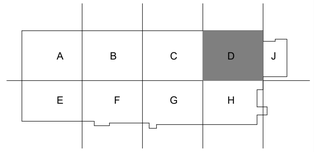


US Army Corps of Engineers®

| MARK | DESCRIPTION | DATE |
|---|---|---|

| | |
|---|---|
| DESIGNED BY: BUSH | ISSUE DATE: SEPTEMBER 2023 |
| DRAWN BY: - | SOLICITATION NO.: W91328-XX-X-XXXX |
| CHECKED BY: BUSH | CONTRACT NO.: W91328-XX-X-XXXX |
| SUBMITTED BY: | PROJECT NUMBER: PROJECT # |
| SIZE: ANSI D | FILE NAME: ARCH Revit Project Template_CESAM_2020.rvt |

U.S. ARMY CORPS OF ENGINEERS
Mobile District
109 SAINT JOSEPH STREET
MOBILE AL 36602

DEPARTMENT OF THE ARMY
FACILITIES STANDARDIZATION PROGRAM
AVN-COS MEDIUM STANDARD DESIGN AIRCRAFT MAINTENANCE HANGAR

NOTIONAL FLOOR PLAN - L1 AREA D

SHEET ID

SD111D

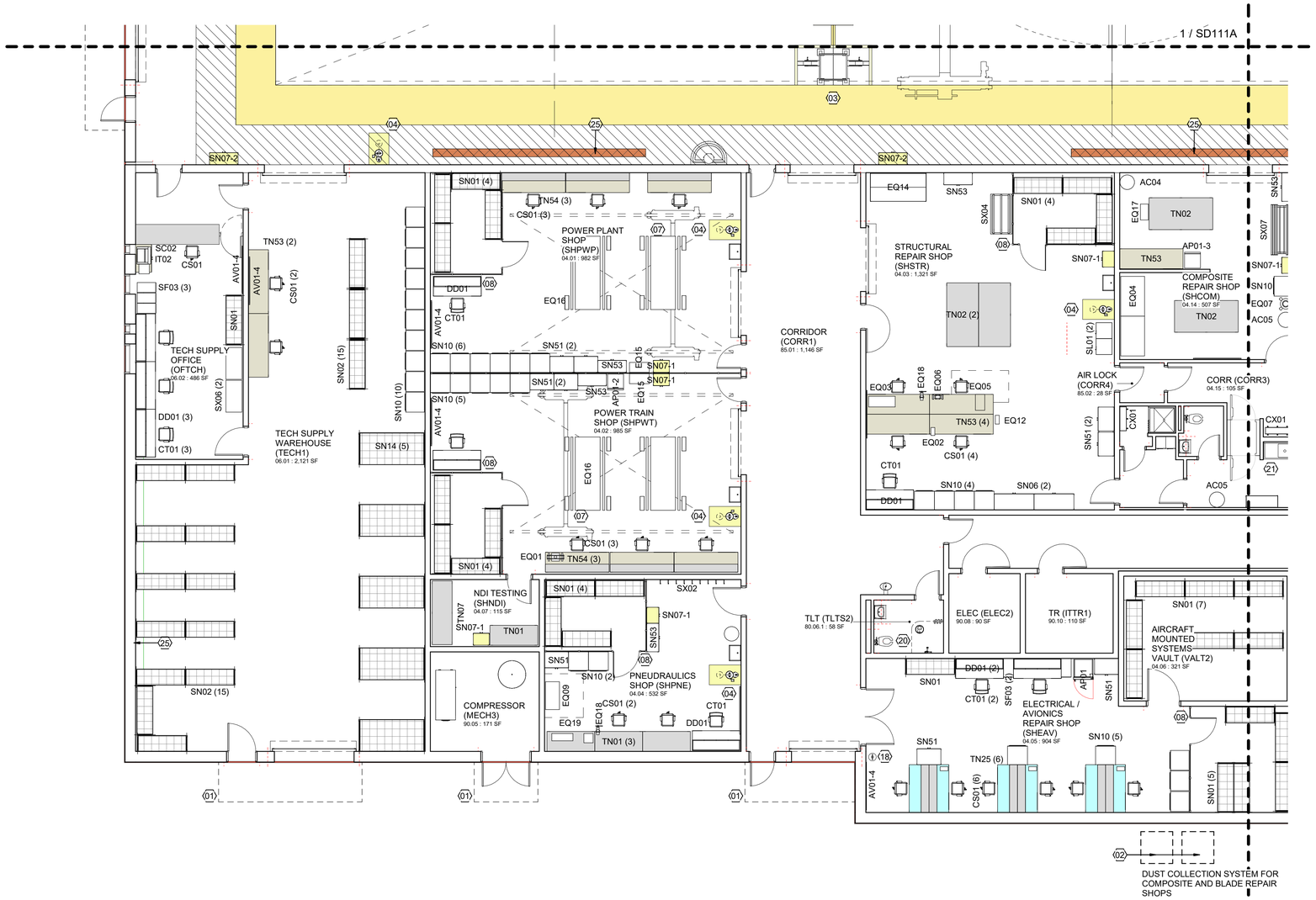


1 NOTIONAL FLOOR PLAN - L1 AREA E
1/8" = 1'-0"

# GENERAL NOTES

1. ENLARGED SHEETS ILLUSTRATE OPTION 2.
2. REFER TO STANDARD DESIGN NARRATIVE FOR ADDITIONAL MANDATORY REQUIREMENTS.
3. REFER TO FURNISHINGS AND EQUIPMENT SCHEDULE ON SHEETS SD605 FOR EQUIPMENT NOMENCLATURE AND ACQUISITION / INSTALLATION REQUIREMENTS.
4. REFER TO SHEET SD604 FOR NOTIONAL TOILET ACCESSORIES REQUIREMENTS.
5. REFER TO SHEET SD604 FOR NOTIONAL ROOM FINISH SCHEDULE AND MATERIALS.

# SHEET NOTES

01 LINE OF WALL-SUPPORTED CANOPY OVERHEAD
02 DUST COLLECTION SYSTEM - (1) EACH FOR COMPOSITE AND BLADE REPAIR SHOPS
03 UTILITY PEDESTAL
04 EMERGENCY SHOWER / EYEWASH w/ FLOOR DRAIN
06 10 TON BRIDGE CRANE. DASHED CROSSING LINES INDICATES EXTENTS OF COVERAGE.
07 2 TON BRIDGE CRANE
08 WIRE MESH PARTITION SECURITY CAGE. EXTEND PARTITION TO DECK ABOVE OR PROVIDE WIRE MESH OVERHEAD CLOSURE @ 10'-0"
09 WIRE MESH PARTITION SECURITY CAGE. EXTEND PARTITION TO STRUCTURE ABOVE
10 AIRCRAFT POSITIONING MARKINGS
11 CONTINUOUS TRENCH DRAIN. DISCHARGE THROUGH OIL WATER SEPERATOR SYSTEM
12 AIRCRAFT MODULE DIVISION MARKINGS
13 5 FOOT SAFETY ZONE MARKINGS
14 5 FOOT STRUCTURAL ZONE. GRAPHICS INDICATE REQUIRED CLEAR SPACE: NO MARKINGS REQUIRED.
15 SKYLIGHT
16 FOLDING PARTITION
17 TRIPLE STACKED 30" x 30" x 30" DOUBLE SIDED EVIDENCE LOCKERS
18 EMERGENCY EYEWASH w/ FLOOR DRAIN
19 CURTAIN TRACK AND CURTAIN
20 SHOWER CURTAIN AND CURTAIN TRACK
21 SINGLE COMPARTMENT SS SERVICE SINK w/ SIDE DRAINBOARD
22 DOUBLE COMPARTMENT SS SERVICE SINK w/ SIDE DRAINBOARD
23 2-TIER SS CLOTHES RODS & SUPPORTS. BOTTOM TIER ROD REMOVABLE IN 48" SECTIONS.
24 OVERHEAD HOOK @ 4" BELOW CEILING LINE. CAPACITY 500#
25 NOTIONAL CROSS BRACING AREA. CONFIGURE CROSS BRACING TO AVOID CONFLICTS WITH REQUIRED OPENINGS, UTILITIES, ETC.
26 THIS DOOR TO BE EQUIPPED WITH DELAY EGRESS ALARM. HARDWARE ON EGRESS SIDE ONLY.
27 CENTRAL ISSUE COUNTER: CONFIRM REQUIREMENT WITH UNIT.

# KEY PLAN

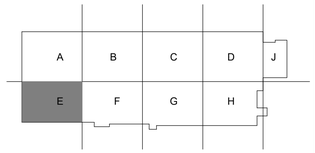


US Army Corps of Engineers®

| MARK | DESCRIPTION | DATE |
|---|---|---|

ISSUE DATE: SEPTEMBER 2023
SOLICITATION NO.: W91328-XX-X-XXXX
CONTRACT NO.: W91328-XX-X-XXXX
PROJECT NUMBER: PROJECT #
FILE NAME: ARCH Revit Project Template_CESAM_2020.rvt

DESIGNED BY: BUSH
DRAWN BY: -
CHECKED BY: BUSH
SUBMITTED BY:
SIZE: ANSI D

U.S. ARMY CORPS OF ENGINEERS
Mobile District
109 SAINT JOSEPH STREET
MOBILE AL 36602

DEPARTMENT OF THE ARMY
FACILITIES STANDARDIZATION PROGRAM
AVN-COS MEDIUM STANDARD DESIGN AIRCRAFT MAINTENANCE HANGAR

NOTIONAL FLOOR PLAN - L1 AREA E

SHEET ID
SD111E

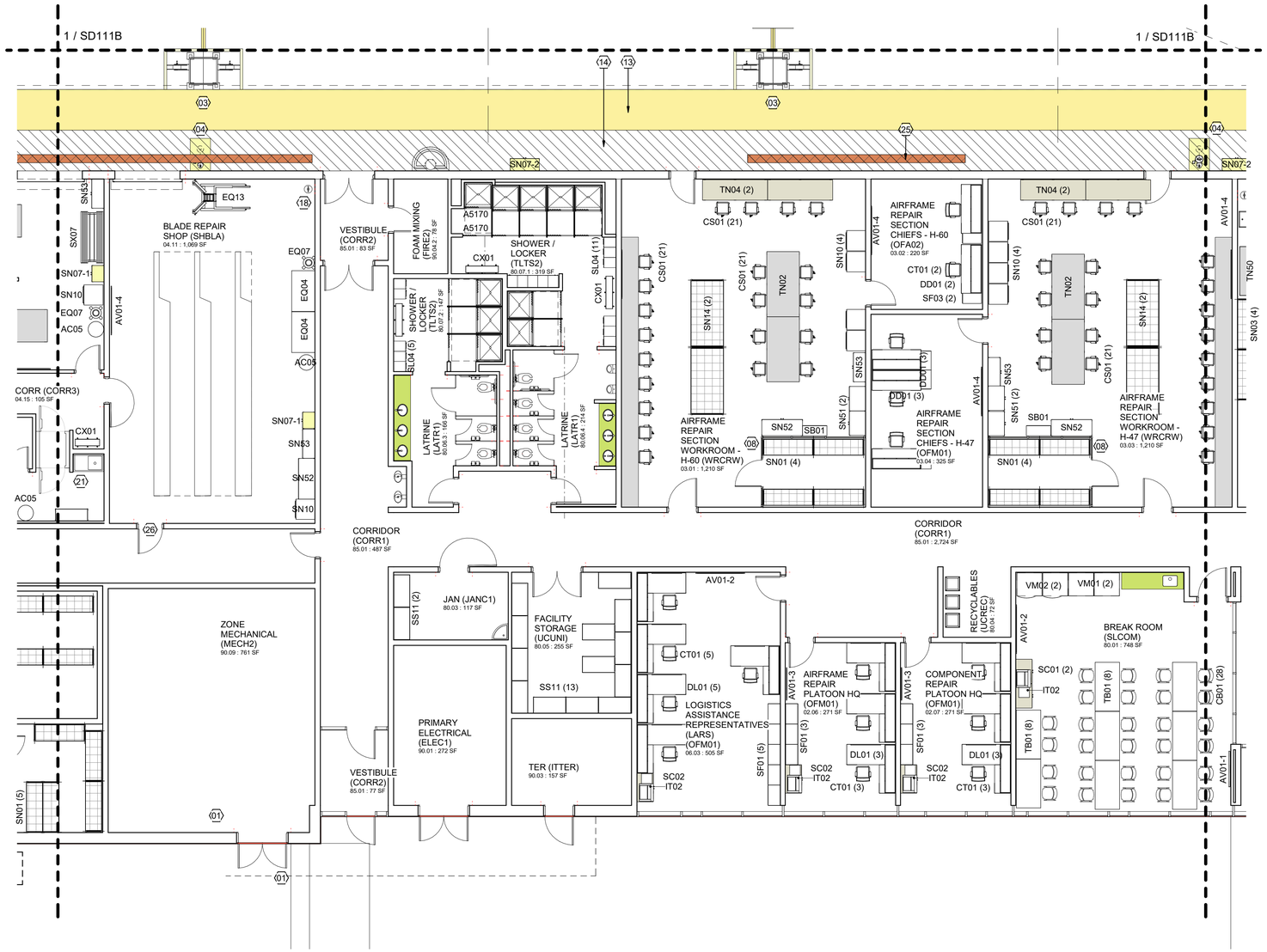


1 NOTIONAL FLOOR PLAN - L1 AREA F

1/8" = 1'-0"

# GENERAL NOTES

1. ENLARGED SHEETS ILLUSTRATE OPTION 2.
2. REFER TO STANDARD DESIGN NARRATIVE FOR ADDITIONAL MANDATORY REQUIREMENTS.
3. REFER TO FURNISHINGS AND EQUIPMENT SCHEDULE ON SHEETS SD605 FOR EQUIPMENT NOMENCLATURE AND ACQUISITION / INSTALLATION REQUIREMENTS.
4. REFER TO SHEET SD604 FOR NOTIONAL TOILET ACCESSORIES REQUIREMENTS.
5. REFER TO SHEET SD604 FOR NOTIONAL ROOM FINISH SCHEDULE AND MATERIALS.

# SHEET NOTES

01 LINE OF WALL-SUPPORTED CANOPY OVERHEAD
02 DUST COLLECTION SYSTEM - (1) EACH FOR COMPOSITE AND BLADE REPAIR SHOPS
03 UTILITY PEDESTAL
04 EMERGENCY SHOWER / EYEWASH w/ FLOOR DRAIN
06 10 TON BRIDGE CRANE. DASHED CROSSING LINES INDICATES EXTENTS OF COVERAGE.
07 2 TON BRIDGE CRANE
08 WIRE MESH PARTITION SECURITY CAGE. EXTEND PARTITION TO DECK ABOVE OR PROVIDE WIRE MESH OVERHEAD CLOSURE @ 10'-0"
09 WIRE MESH PARTITION SECURITY CAGE. EXTEND PARTITION TO STRUCTURE ABOVE
10 AIRCRAFT POSITIONING MARKINGS
11 CONTINUOUS TRENCH DRAIN. DISCHARGE THROUGH OIL WATER SEPERATOR SYSTEM
12 AIRCRAFT MODULE DIVISION MARKINGS
13 5 FOOT SAFETY ZONE MARKINGS
14 5 FOOT STRUCTURAL ZONE. GRAPHICS INDICATE REQUIRED CLEAR SPACE: NO MARKINGS REQUIRED.
15 SKYLIGHT
16 FOLDING PARTITION
17 TRIPLE STACKED 30" x 30" x 30" DOUBLE SIDED EVIDENCE LOCKERS
18 EMERGENCY EYEWASH w/ FLOOR DRAIN
19 CURTAIN TRACK AND CURTAIN
20 SHOWER CURTAIN AND CURTAIN TRACK
21 SINGLE COMPARTMENT SS SERVICE SINK w/ SIDE DRAINBOARD
22 DOUBLE COMPARTMENT SS SERVICE SINK w/ SIDE DRAINBOARD
23 2-TIER SS CLOTHES RODS & SUPPORTS. BOTTOM TIER ROD REMOVABLE IN 48" SECTIONS.
24 OVERHEAD HOOK @ 4" BELOW CEILING LINE. CAPACITY 500#
25 NOTIONAL CROSS BRACING AREA. CONFIGURE CROSS BRACING TO AVOID CONFLICTS WITH REQUIRED OPENINGS, UTILITIES, ETC.
26 THIS DOOR TO BE EQUIPPED WITH DELAY EGRESS ALARM. HARDWARE ON EGRESS SIDE ONLY.
27 CENTRAL ISSUE COUNTER: CONFIRM REQUIREMENT WITH UNIT.

# KEY PLAN

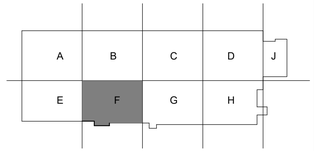


US Army Corps of Engineers®

| MARK | DESCRIPTION | DATE |
|---|---|---|

ISSUE DATE: SEPTEMBER 2023
SOLICITATION NO.: W91328-XX-X-XXXX
CONTRACT NO.: W91328-XX-X-XXXX
PROJECT NUMBER: PROJECT #
FILE NAME: ARCH Revit Project Template_CESAM_2020.rvt

DESIGNED BY: BUSH
DRAWN BY: -
CHECKED BY: BUSH
SUBMITTED BY: -
SIZE: ANSI D

U.S. ARMY CORPS OF ENGINEERS
Mobile District
109 SAINT JOSEPH STREET
MOBILE AL 36602

DEPARTMENT OF THE ARMY
FACILITIES STANDARIZATION PROGRAM
AVN-COS MEDIUM STANDARD DESIGN AIRCRAFT MAINTENANCE HANGAR

NOTIONAL FLOOR PLAN - L1 AREA F

SHEET ID
SD111F

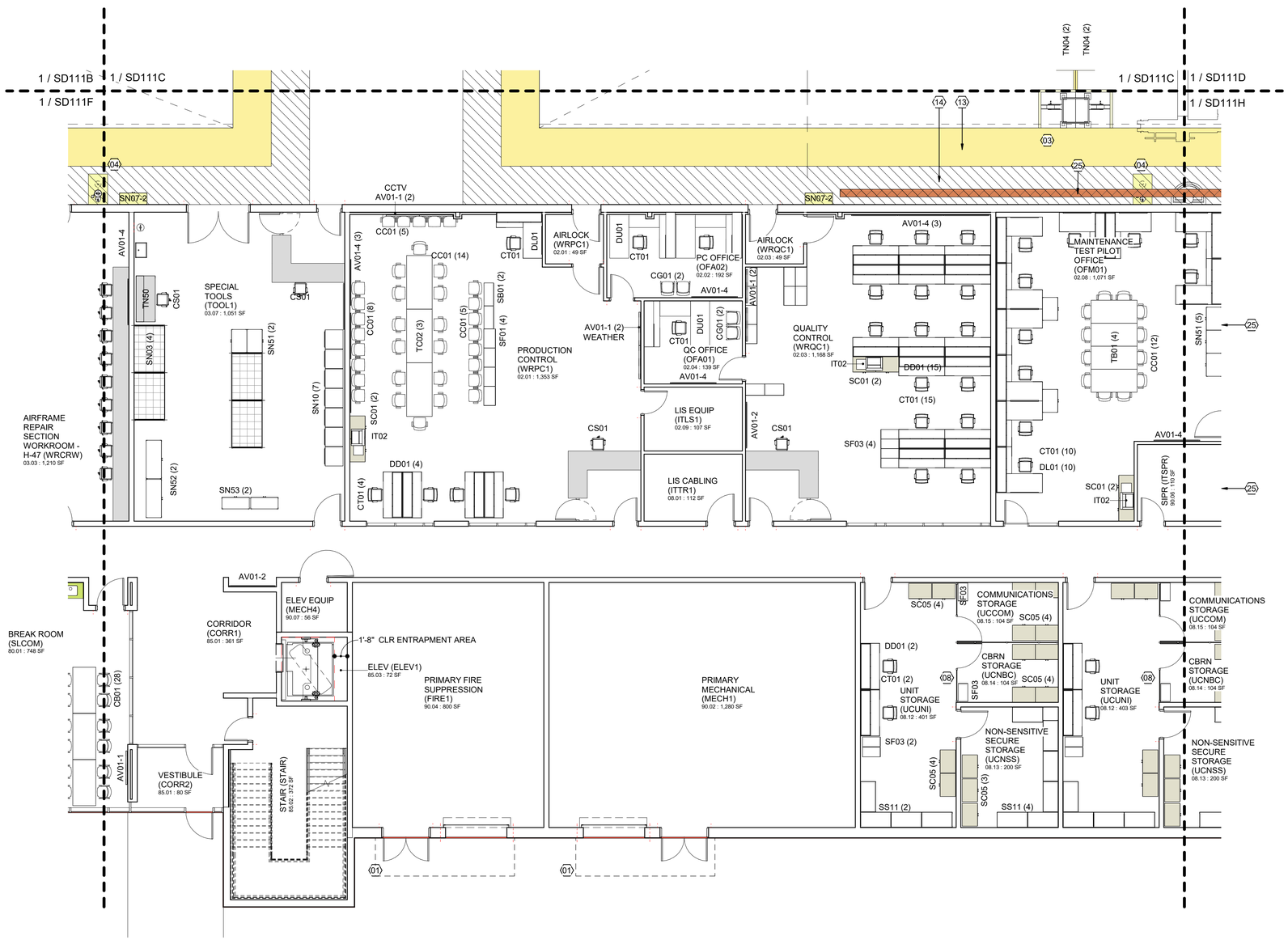


1 NOTIONAL FLOOR PLAN - L1 AREA G

1/8" = 1'-0"

# GENERAL NOTES

1. ENLARGED SHEETS ILLUSTRATE OPTION 2.
2. REFER TO STANDARD DESIGN NARRATIVE FOR ADDITIONAL MANDATORY REQUIREMENTS.
3. REFER TO FURNISHINGS AND EQUIPMENT SCHEDULE ON SHEETS SD605 FOR EQUIPMENT NOMENCLATURE AND ACQUISITION / INSTALLATION REQUIREMENTS.
4. REFER TO SHEET SD604 FOR NOTIONAL TOILET ACCESSORIES REQUIREMENTS.
5. REFER TO SHEET SD604 FOR NOTIONAL ROOM FINISH SCHEDULE AND MATERIALS.

# SHEET NOTES

01 LINE OF WALL-SUPPORTED CANOPY OVERHEAD
02 DUST COLLECTION SYSTEM - (1) EACH FOR COMPOSITE AND BLADE REPAIR SHOPS
03 UTILITY PEDESTAL
04 EMERGENCY SHOWER / EYEWASH w/ FLOOR DRAIN
06 10 TON BRIDGE CRANE. DASHED CROSSING LINES INDICATES EXTENTS OF COVERAGE.
07 2 TON BRIDGE CRANE
08 WIRE MESH PARTITION SECURITY CAGE. EXTEND PARTITION TO DECK ABOVE OR PROVIDE WIRE MESH OVERHEAD CLOSURE @ 10'-0"
09 WIRE MESH PARTITION SECURITY CAGE. EXTEND PARTITION TO STRUCTURE ABOVE
10 AIRCRAFT POSITIONING MARKINGS
11 CONTINUOUS TRENCH DRAIN. DISCHARGE THROUGH OIL WATER SEPERATOR SYSTEM
12 AIRCRAFT MODULE DIVISION MARKINGS
13 5 FOOT SAFETY ZONE MARKINGS
14 5 FOOT STRUCTURAL ZONE. GRAPHICS INDICATE REQUIRED CLEAR SPACE: NO MARKINGS REQUIRED.
15 SKYLIGHT
16 FOLDING PARTITION
17 TRIPLE STACKED 30" x 30" x 30" DOUBLE SIDED EVIDENCE LOCKERS
18 EMERGENCY EYEWASH w/ FLOOR DRAIN
19 CURTAIN TRACK AND CURTAIN
20 SHOWER CURTAIN AND CURTAIN TRACK
21 SINGLE COMPARTMENT SS SERVICE SINK w/ SIDE DRAINBOARD
22 DOUBLE COMPARTMENT SS SERVICE SINK w/ SIDE DRAINBOARD
23 2-TIER SS CLOTHES RODS & SUPPORTS. BOTTOM TIER ROD REMOVABLE IN 48" SECTIONS.
24 OVERHEAD HOOK @ 4" BELOW CEILING LINE. CAPACITY 500#
25 NOTIONAL CROSS BRACING AREA. CONFIGURE CROSS BRACING TO AVOID CONFLICTS WITH REQUIRED OPENINGS, UTILITIES, ETC.
26 THIS DOOR TO BE EQUIPPED WITH DELAY EGRESS ALARM. HARDWARE ON EGRESS SIDE ONLY.
27 CENTRAL ISSUE COUNTER: CONFIRM REQUIREMENT WITH UNIT.

# KEY PLAN

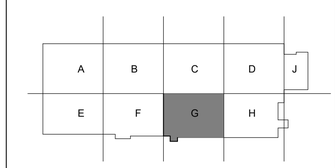


US Army Corps of Engineers®

| MARK | DESCRIPTION | DATE |
|---|---|---|

DESIGNED BY: BUSH
DRAWN BY: -
CHECKED BY: BUSH
SUBMITTED BY: -
SIZE: ANSI D
ISSUE DATE: SEPTEMBER 2023
SOLICITATION NO.: W91328-XX-X-XXXX
CONTRACT NO.: W91328-XX-X-XXXX
PROJECT NUMBER: PROJECT #
FILE NAME: ARCH Revit Project Template_CESAM_2020.rvt

U.S. ARMY CORPS OF ENGINEERS
Mobile District
109 SAINT JOSEPH STREET
MOBILE AL 36602

DEPARTMENT OF THE ARMY
FACILITIES STANDARDIZATION PROGRAM
AVN-COS MEDIUM STANDARD DESIGN AIRCRAFT MAINTENANCE HANGAR

NOTIONAL FLOOR PLAN - L1 AREA G

SHEET ID

SD111G

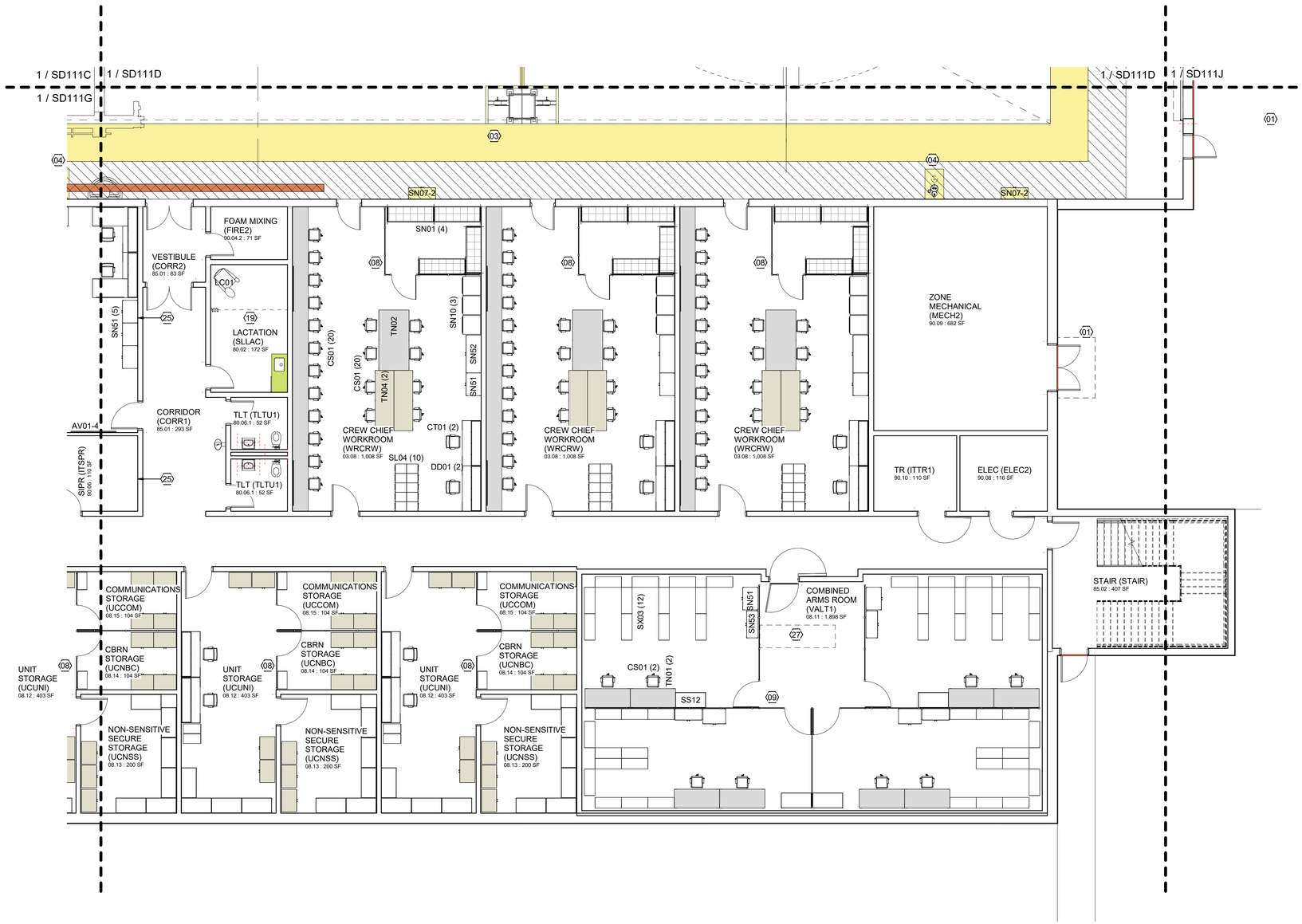


1 NOTIONAL FLOOR PLAN - L1 AREA H

1/8" = 1'-0"

# GENERAL NOTES

1. ENLARGED SHEETS ILLUSTRATE OPTION 2.
2. REFER TO STANDARD DESIGN NARRATIVE FOR ADDITIONAL MANDATORY REQUIREMENTS.
3. REFER TO FURNISHINGS AND EQUIPMENT SCHEDULE ON SHEETS SD605 FOR EQUIPMENT NOMENCLATURE AND ACQUISITION / INSTALLATION REQUIREMENTS.
4. REFER TO SHEET SD604 FOR NOTIONAL TOILET ACCESSORIES REQUIREMENTS.
5. REFER TO SHEET SD604 FOR NOTIONAL ROOM FINISH SCHEDULE AND MATERIALS.

# SHEET NOTES

01 LINE OF WALL-SUPPORTED CANOPY OVERHEAD
02 DUST COLLECTION SYSTEM - (1) EACH FOR COMPOSITE AND BLADE REPAIR SHOPS
03 UTILITY PEDESTAL
04 EMERGENCY SHOWER / EYEWASH w/ FLOOR DRAIN
06 10 TON BRIDGE CRANE. DASHED CROSSING LINES INDICATES EXTENTS OF COVERAGE.
07 2 TON BRIDGE CRANE
08 WIRE MESH PARTITION SECURITY CAGE. EXTEND PARTITION TO DECK ABOVE OR PROVIDE WIRE MESH OVERHEAD CLOSURE @ 10'-0"
09 WIRE MESH PARTITION SECURITY CAGE. EXTEND PARTITION TO STRUCTURE ABOVE
10 AIRCRAFT POSITIONING MARKINGS
11 CONTINUOUS TRENCH DRAIN. DISCHARGE THROUGH OIL WATER SEPERATOR SYSTEM
12 AIRCRAFT MODULE DIVISION MARKINGS
13 5 FOOT SAFETY ZONE MARKINGS
14 5 FOOT STRUCTURAL ZONE. GRAPHICS INDICATE REQUIRED CLEAR SPACE: NO MARKINGS REQUIRED.
15 SKYLIGHT
16 FOLDING PARTITION
17 TRIPLE STACKED 30" x 30" x 30" DOUBLE SIDED EVIDENCE LOCKERS
18 EMERGENCY EYEWASH w/ FLOOR DRAIN
19 CURTAIN TRACK AND CURTAIN
20 SHOWER CURTAIN AND CURTAIN TRACK
21 SINGLE COMPARTMENT SS SERVICE SINK w/ SIDE DRAINBOARD
22 DOUBLE COMPARTMENT SS SERVICE SINK w/ SIDE DRAINBOARD
23 2-TIER SS CLOTHES RODS & SUPPORTS. BOTTOM TIER ROD REMOVABLE IN 48" SECTIONS.
24 OVERHEAD HOOK @ 4" BELOW CEILING LINE. CAPACITY 500#
25 NOTIONAL CROSS BRACING AREA. CONFIGURE CROSS BRACING TO AVOID CONFLICTS WITH REQUIRED OPENINGS, UTILITIES, ETC.
26 THIS DOOR TO BE EQUIPPED WITH DELAY EGRESS ALARM. HARDWARE ON EGRESS SIDE ONLY.
27 CENTRAL ISSUE COUNTER: CONFIRM REQUIREMENT WITH UNIT.

# KEY PLAN

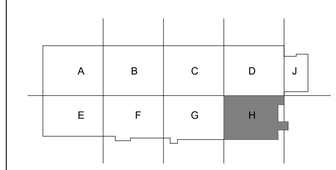


US Army Corps of Engineers®

| MARK | DESCRIPTION | DATE |
|---|---|---|

DESIGNED BY: BUSH
DRAWN BY: -
CHECKED BY: BUSH
SUBMITTED BY:
SIZE: ANSI D
ISSUE DATE: SEPTEMBER 2023
SOLICITATION NO.: W91328-XX-X-XXXX
CONTRACT NO.: W91328-XX-X-XXXX
PROJECT NUMBER: PROJECT #
FILE NAME: ARCH Revit Project Template_CESAM_2020.rvt

U.S. ARMY CORPS OF ENGINEERS
Mobile District
109 SAINT JOSEPH STREET
MOBILE AL 36602

DEPARTMENT OF THE ARMY
FACILITIES STANDARDIZATION PROGRAM
AVN-COS MEDIUM STANDARD DESIGN AIRCRAFT MAINTENANCE HANGAR

NOTIONAL FLOOR PLAN - L1 AREA H

SHEET ID

SD111H

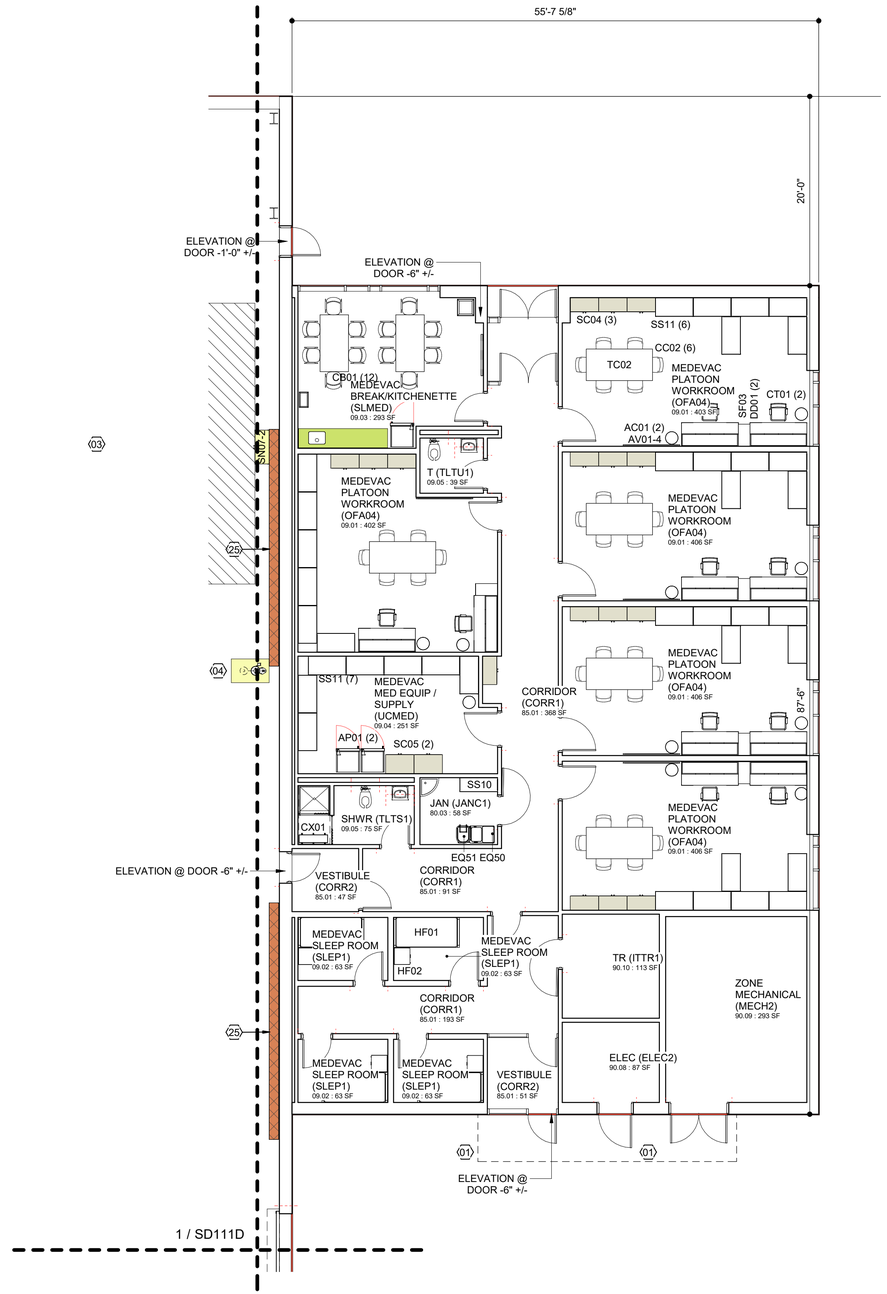


1 NOTIONAL FLOOR PLAN - L1 AREA J

1/8" = 1'-0"

# GENERAL NOTES

1. ENLARGED SHEETS ILLUSTRATE OPTION 2.
2. REFER TO STANDARD DESIGN NARRATIVE FOR ADDITIONAL MANDATORY REQUIREMENTS.
3. REFER TO FURNISHINGS AND EQUIPMENT SCHEDULE ON SHEETS SD605 FOR EQUIPMENT NOMENCLATURE AND ACQUISITION / INSTALLATION REQUIREMENTS.
4. REFER TO SHEET SD604 FOR NOTIONAL TOILET ACCESSORIES REQUIREMENTS.
5. REFER TO SHEET SD604 FOR NOTIONAL ROOM FINISH SCHEDULE AND MATERIALS.

# SHEET NOTES

01 LINE OF WALL-SUPPORTED CANOPY OVERHEAD
02 DUST COLLECTION SYSTEM - (1) EACH FOR COMPOSITE AND BLADE REPAIR SHOPS
03 UTILITY PEDESTAL
04 EMERGENCY SHOWER / EYEWASH w/ FLOOR DRAIN
06 10 TON BRIDGE CRANE. DASHED CROSSING LINES INDICATES EXTENTS OF COVERAGE.
07 2 TON BRIDGE CRANE
08 WIRE MESH PARTITION SECURITY CAGE. EXTEND PARTITION TO DECK ABOVE OR PROVIDE WIRE MESH OVERHEAD CLOSURE @ 10'-0"
09 WIRE MESH PARTITION SECURITY CAGE. EXTEND PARTITION TO STRUCTURE ABOVE
10 AIRCRAFT POSITIONING MARKINGS
11 CONTINUOUS TRENCH DRAIN. DISCHARGE THROUGH OIL WATER SEPERATOR SYSTEM
12 AIRCRAFT MODULE DIVISION MARKINGS
13 5 FOOT SAFETY ZONE MARKINGS
14 5 FOOT STRUCTURAL ZONE. GRAPHICS INDICATE REQUIRED CLEAR SPACE: NO MARKINGS REQUIRED.
15 SKYLIGHT
16 FOLDING PARTITION
17 TRIPLE STACKED 30" x 30" x 30" DOUBLE SIDED EVIDENCE LOCKERS
18 EMERGENCY EYEWASH w/ FLOOR DRAIN
19 CURTAIN TRACK AND CURTAIN
20 SHOWER CURTAIN AND CURTAIN TRACK
21 SINGLE COMPARTMENT SS SERVICE SINK w/ SIDE DRAINBOARD
22 DOUBLE COMPARTMENT SS SERVICE SINK w/ SIDE DRAINBOARD
23 2-TIER SS CLOTHES RODS & SUPPORTS. BOTTOM TIER ROD REMOVABLE IN 48" SECTIONS.
24 OVERHEAD HOOK @ 4" BELOW CEILING LINE. CAPACITY 500#
25 NOTIONAL CROSS BRACING AREA. CONFIGURE CROSS BRACING TO AVOID CONFLICTS WITH REQUIRED OPENINGS, UTILITIES, ETC.
26 THIS DOOR TO BE EQUIPPED WITH DELAY EGRESS ALARM. HARDWARE ON EGRESS SIDE ONLY.
27 CENTRAL ISSUE COUNTER: CONFIRM REQUIREMENT WITH UNIT.

# KEY PLAN

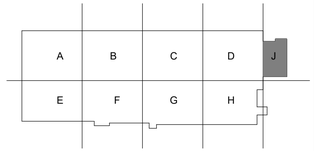


US Army Corps of Engineers®

| MARK | DESCRIPTION | DATE |
|---|---|---|

ISSUE DATE: SEPTEMBER 2023
SOLICITATION NO.: W91328-XX-X-XXXX
CONTRACT NO.: W91328-XX-X-XXXX
PROJECT NUMBER: PROJECT #
FILE NAME: ARCH Revit Project Template_CESAM_2020.rvt

DESIGNED BY: BUSH
DRAWN BY: -
CHECKED BY: BUSH
SUBMITTED BY: -
SIZE: ANSI D

U.S. ARMY CORPS OF ENGINEERS
Mobile District
109 SAINT JOSEPH STREET
MOBILE AL 36602

DEPARTMENT OF THE ARMY
FACILITIES STANDARDIZATION PROGRAM
AVN-COS MEDIUM STANDARD DESIGN AIRCRAFT MAINTENANCE HANGAR

NOTIONAL FLOOR PLAN - L1 AREA J

SHEET ID
SD111J

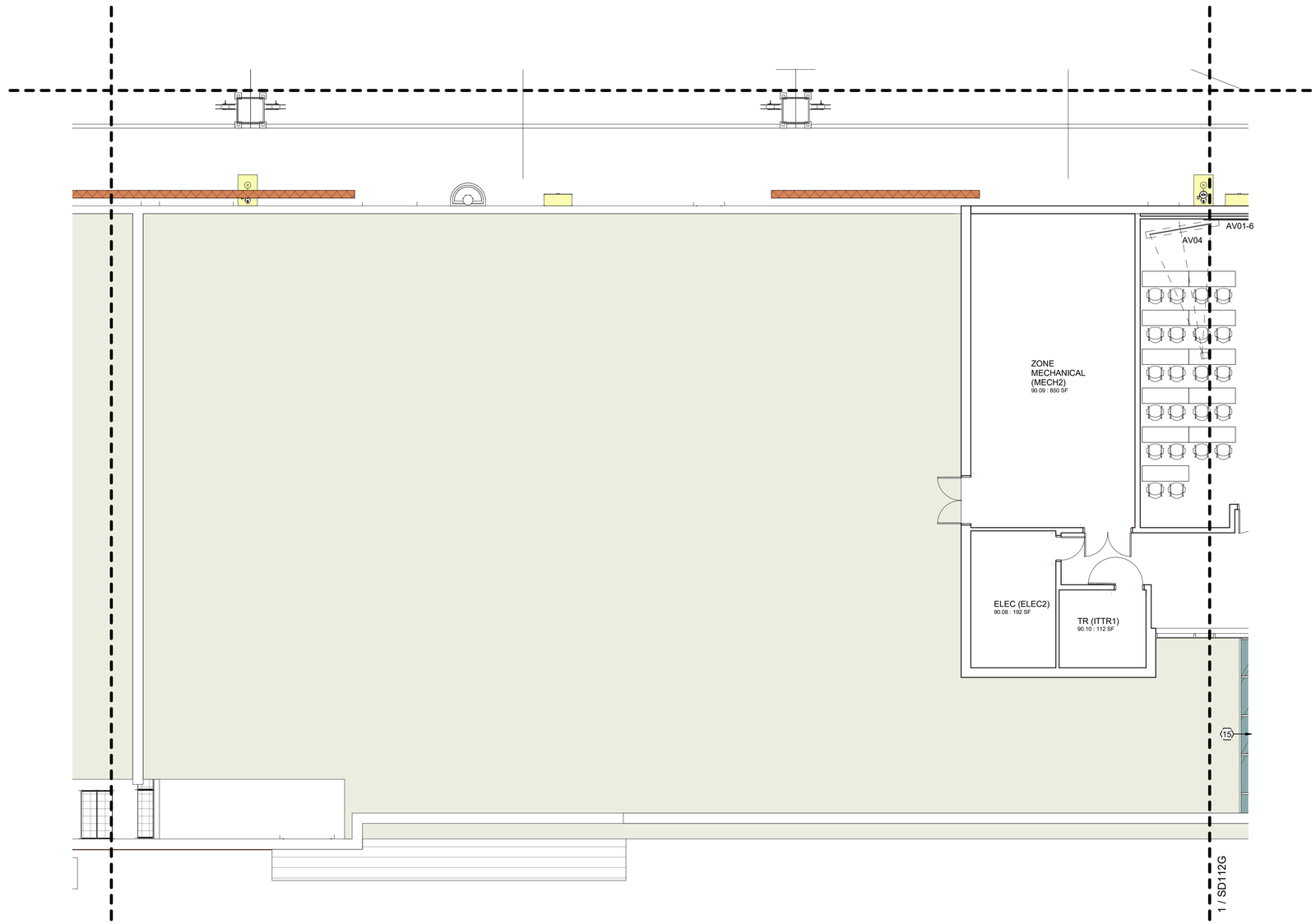


1 NOTIONAL FLOOR PLAN - L2 AREA F

1/8" = 1'-0"

# GENERAL NOTES

1. ENLARGED SHEETS ILLUSTRATE OPTION 2.
2. REFER TO STANDARD DESIGN NARRATIVE FOR ADDITIONAL MANDATORY REQUIREMENTS.
3. REFER TO FURNISHINGS AND EQUIPMENT SCHEDULE ON SHEETS SD605 FOR EQUIPMENT NOMENCLATURE AND ACQUISITION / INSTALLATION REQUIREMENTS.
4. REFER TO SHEET SD604 FOR NOTIONAL TOILET ACCESSORIES REQUIREMENTS.
5. REFER TO SHEET SD604 FOR NOTIONAL ROOM FINISH SCHEDULE AND MATERIALS.

# SHEET NOTES

01 LINE OF WALL-SUPPORTED CANOPY OVERHEAD
02 DUST COLLECTION SYSTEM - (1) EACH FOR COMPOSITE AND BLADE REPAIR SHOPS
03 UTILITY PEDESTAL
04 EMERGENCY SHOWER / EYEWASH w/ FLOOR DRAIN
06 10 TON BRIDGE CRANE. DASHED CROSSING LINES INDICATES EXTENTS OF COVERAGE.
07 2 TON BRIDGE CRANE
08 WIRE MESH PARTITION SECURITY CAGE. EXTEND PARTITION TO DECK ABOVE OR PROVIDE WIRE MESH OVERHEAD CLOSURE @ 10'-0"
09 WIRE MESH PARTITION SECURITY CAGE. EXTEND PARTITION TO STRUCTURE ABOVE
10 AIRCRAFT POSITIONING MARKINGS
11 CONTINUOUS TRENCH DRAIN. DISCHARGE THROUGH OIL WATER SEPERATOR SYSTEM
12 AIRCRAFT MODULE DIVISION MARKINGS
13 5 FOOT SAFETY ZONE MARKINGS
14 5 FOOT STRUCTURAL ZONE. GRAPHICS INDICATE REQUIRED CLEAR SPACE: NO MARKINGS REQUIRED.
15 SKYLIGHT
16 FOLDING PARTITION
17 TRIPLE STACKED 30" x 30" x 30" DOUBLE SIDED EVIDENCE LOCKERS
18 EMERGENCY EYEWASH w/ FLOOR DRAIN
19 CURTAIN TRACK AND CURTAIN
20 SHOWER CURTAIN AND CURTAIN TRACK
21 SINGLE COMPARTMENT SS SERVICE SINK w/ SIDE DRAINBOARD
22 DOUBLE COMPARTMENT SS SERVICE SINK w/ SIDE DRAINBOARD
23 2-TIER SS CLOTHES RODS & SUPPORTS. BOTTOM TIER ROD REMOVABLE IN 48" SECTIONS.
24 OVERHEAD HOOK @ 4" BELOW CEILING LINE. CAPACITY 500#
25 NOTIONAL CROSS BRACING AREA. CONFIGURE CROSS BRACING TO AVOID CONFLICTS WITH REQUIRED OPENINGS, UTILITIES, ETC.
26 THIS DOOR TO BE EQUIPPED WITH DELAY EGRESS ALARM. HARDWARE ON EGRESS SIDE ONLY.
27 CENTRAL ISSUE COUNTER: CONFIRM REQUIREMENT WITH UNIT.

# KEY PLAN

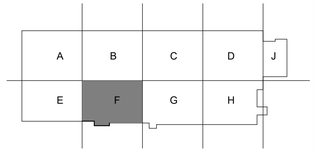


US Army Corps of Engineers®

| MARK | DESCRIPTION | DATE |
|---|---|---|

DESIGNED BY: BUSH
DRAWN BY: -
CHECKED BY: BUSH
SUBMITTED BY:
SIZE: ANSI D
ISSUE DATE: SEPTEMBER 2023
SOLICITATION NO.: W91328-XX-X-XXXX
CONTRACT NO.: W91328-XX-X-XXXX
PROJECT NUMBER: PROJECT #
FILE NAME: ARCH Revit Project Template_CESAM_2020.rvt

U.S. ARMY CORPS OF ENGINEERS
Mobile District
109 SAINT JOSEPH STREET
MOBILE AL 36602

DEPARTMENT OF THE ARMY
FACILITIES STANDARDIZATION PROGRAM
AVN-COS MEDIUM STANDARD DESIGN AIRCRAFT MAINTENANCE HANGAR

NOTIONAL FLOOR PLAN - L2 AREA F

SHEET ID
SD112F

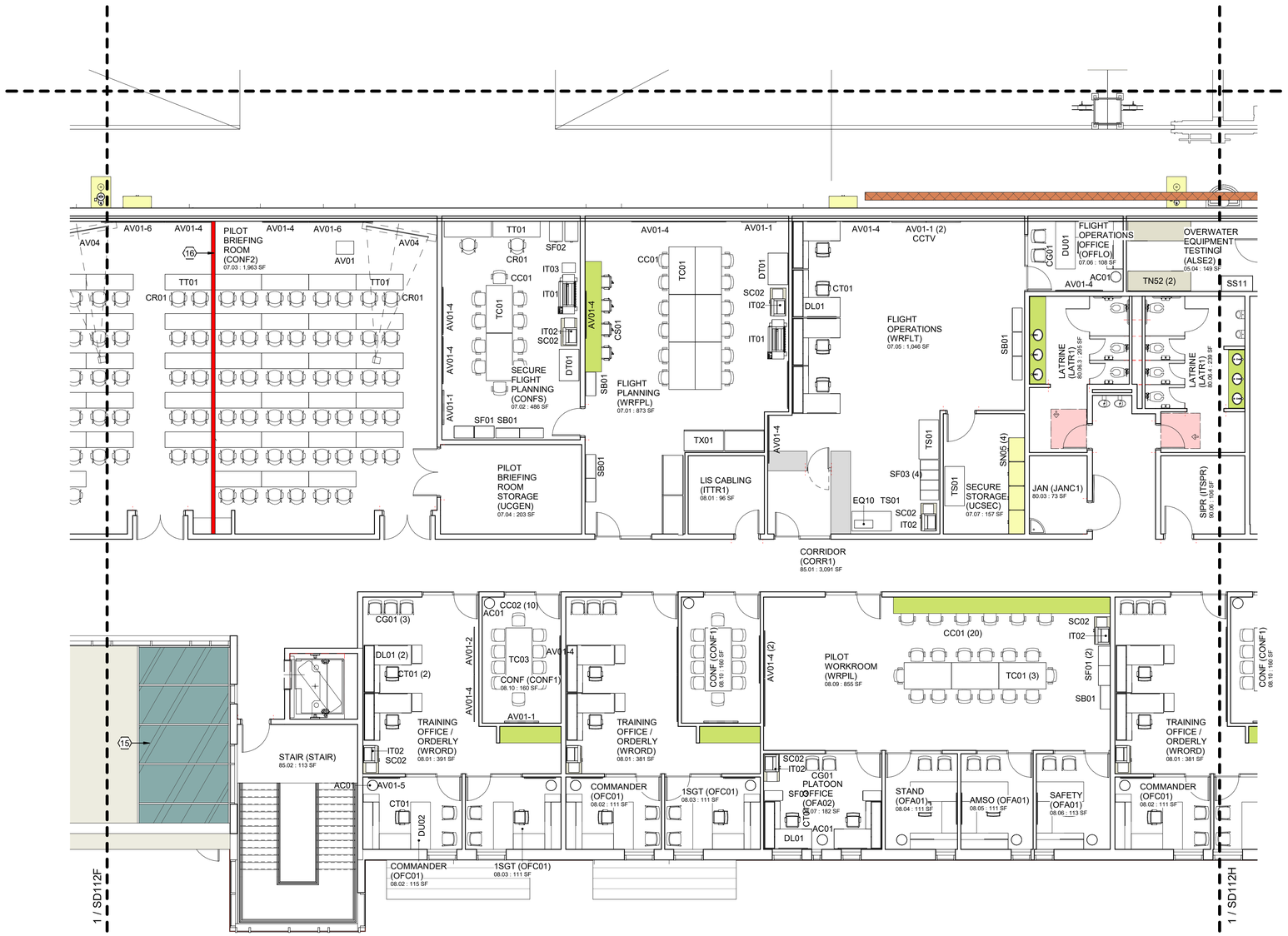


1 NOTIONAL FLOOR PLAN - L2 AREA G

1/8" = 1'-0"

# GENERAL NOTES

1. ENLARGED SHEETS ILLUSTRATE OPTION 2.
2. REFER TO STANDARD DESIGN NARRATIVE FOR ADDITIONAL MANDATORY REQUIREMENTS.
3. REFER TO FURNISHINGS AND EQUIPMENT SCHEDULE ON SHEETS SD605 FOR EQUIPMENT NOMENCLATURE AND ACQUISITION / INSTALLATION REQUIREMENTS.
4. REFER TO SHEET SD604 FOR NOTIONAL TOILET ACCESSORIES REQUIREMENTS.
5. REFER TO SHEET SD604 FOR NOTIONAL ROOM FINISH SCHEDULE AND MATERIALS.

# SHEET NOTES

01 LINE OF WALL-SUPPORTED CANOPY OVERHEAD
02 DUST COLLECTION SYSTEM - (1) EACH FOR COMPOSITE AND BLADE REPAIR SHOPS
03 UTILITY PEDESTAL
04 EMERGENCY SHOWER / EYEWASH w/ FLOOR DRAIN
06 10 TON BRIDGE CRANE. DASHED CROSSING LINES INDICATES EXTENTS OF COVERAGE.
07 2 TON BRIDGE CRANE
08 WIRE MESH PARTITION SECURITY CAGE. EXTEND PARTITION TO DECK ABOVE OR PROVIDE WIRE MESH OVERHEAD CLOSURE @ 10'-0"
09 WIRE MESH PARTITION SECURITY CAGE. EXTEND PARTITION TO STRUCTURE ABOVE
10 AIRCRAFT POSITIONING MARKINGS
11 CONTINUOUS TRENCH DRAIN. DISCHARGE THROUGH OIL WATER SEPERATOR SYSTEM
12 AIRCRAFT MODULE DIVISION MARKINGS
13 5 FOOT SAFETY ZONE MARKINGS
14 5 FOOT STRUCTURAL ZONE. GRAPHICS INDICATE REQUIRED CLEAR SPACE: NO MARKINGS REQUIRED.
15 SKYLIGHT
16 FOLDING PARTITION
17 TRIPLE STACKED 30" x 30" x 30" DOUBLE SIDED EVIDENCE LOCKERS
18 EMERGENCY EYEWASH w/ FLOOR DRAIN
19 CURTAIN TRACK AND CURTAIN
20 SHOWER CURTAIN AND CURTAIN TRACK
21 SINGLE COMPARTMENT SS SERVICE SINK w/ SIDE DRAINBOARD
22 DOUBLE COMPARTMENT SS SERVICE SINK w/ SIDE DRAINBOARD
23 2-TIER SS CLOTHES RODS & SUPPORTS. BOTTOM TIER ROD REMOVABLE IN 48" SECTIONS.
24 OVERHEAD HOOK @ 4" BELOW CEILING LINE. CAPACITY 500#
25 NOTIONAL CROSS BRACING AREA. CONFIGURE CROSS BRACING TO AVOID CONFLICTS WITH REQUIRED OPENINGS, UTILITIES, ETC.
26 THIS DOOR TO BE EQUIPPED WITH DELAY EGRESS ALARM. HARDWARE ON EGRESS SIDE ONLY.
27 CENTRAL ISSUE COUNTER: CONFIRM REQUIREMENT WITH UNIT.

# KEY PLAN

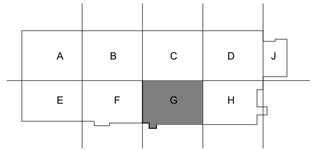


US Army Corps of Engineers®

| MARK | DESCRIPTION | DATE |
|---|---|---|

DESIGNED BY: BUSH
DRAWN BY: -
CHECKED BY: BUSH
SUBMITTED BY:
SIZE: ANSI D
ISSUE DATE: SEPTEMBER 2023
SOLICITATION NO.: W91328-XX-X-XXXX
CONTRACT NO.: W91328-XX-X-XXXX
PROJECT NUMBER: PROJECT #
FILE NAME: ARCH Revit Project Template_CESAM_2020.rvt

U.S. ARMY CORPS OF ENGINEERS
Mobile District
109 SAINT JOSEPH STREET
MOBILE AL 36602

DEPARTMENT OF THE ARMY
FACILITIES STANDARDIZATION PROGRAM
AVN-COS MEDIUM STANDARD DESIGN AIRCRAFT MAINTENANCE HANGAR

NOTIONAL FLOOR PLAN - L2 AREA G

SHEET ID
SD112G

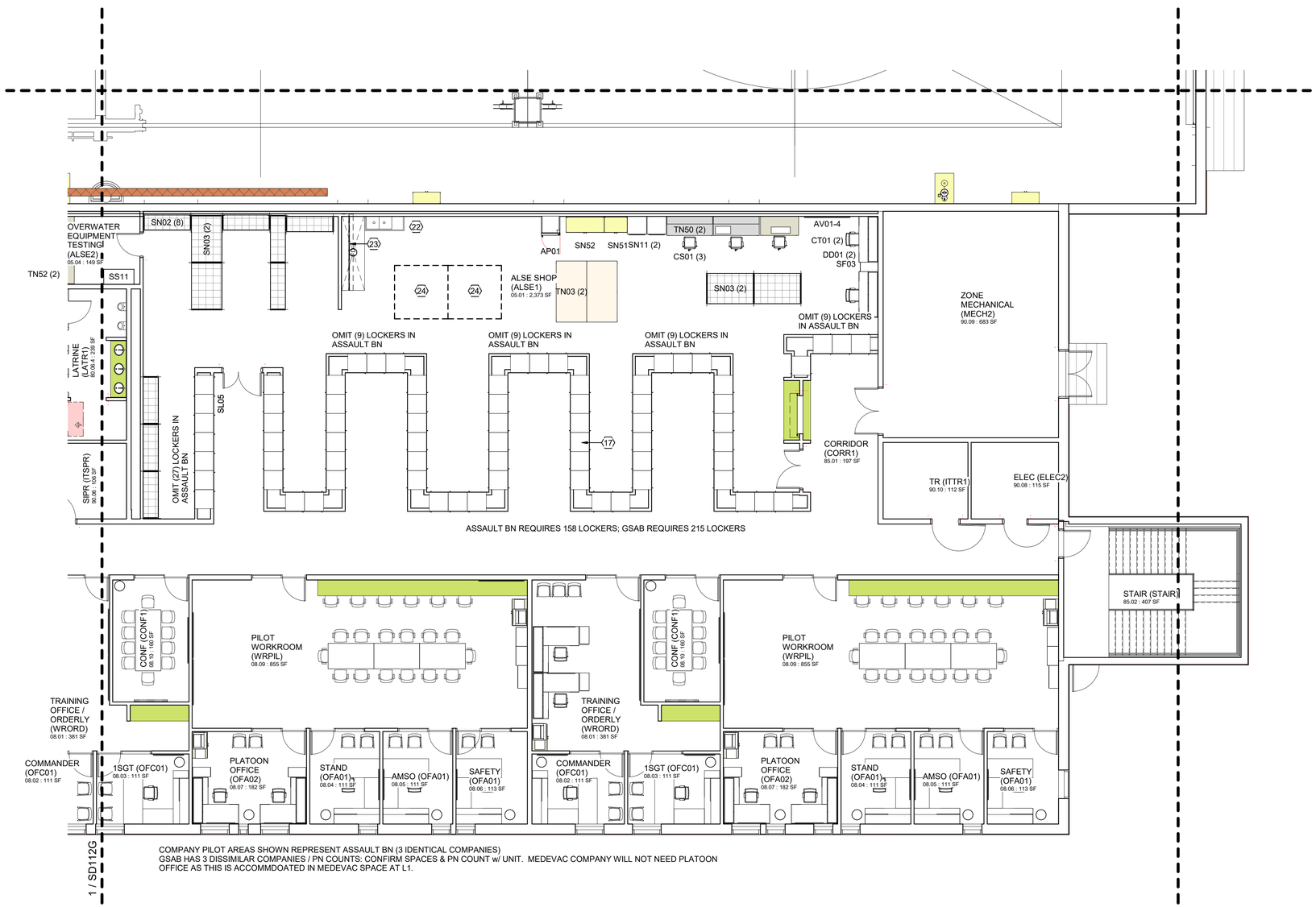


COMPANY PILOT AREAS SHOWN REPRESENT ASSAULT BN (3 IDENTICAL COMPANIES)
GSAB HAS 3 DISSIMILAR COMPANIES / PN COUNTS: CONFIRM SPACES & PN COUNT w/ UNIT. MEDEVAC COMPANY WILL NOT NEED PLATOON OFFICE AS THIS IS ACCOMMDOATED IN MEDEVAC SPACE AT L1.

1 NOTIONAL FLOOR PLAN - L2 AREA H
1/8" = 1'-0"

## GENERAL NOTES

1. ENLARGED SHEETS ILLUSTRATE OPTION 2.
2. REFER TO STANDARD DESIGN NARRATIVE FOR ADDITIONAL MANDATORY REQUIREMENTS.
3. REFER TO FURNISHINGS AND EQUIPMENT SCHEDULE ON SHEETS SD605 FOR EQUIPMENT NOMENCLATURE AND ACQUISITION / INSTALLATION REQUIREMENTS.
4. REFER TO SHEET SD604 FOR NOTIONAL TOILET ACCESSORIES REQUIREMENTS.
5. REFER TO SHEET SD604 FOR NOTIONAL ROOM FINISH SCHEDULE AND MATERIALS.

## SHEET NOTES

01 LINE OF WALL-SUPPORTED CANOPY OVERHEAD
02 DUST COLLECTION SYSTEM - (1) EACH FOR COMPOSITE AND BLADE REPAIR SHOPS
03 UTILITY PEDESTAL
04 EMERGENCY SHOWER / EYEWASH w/ FLOOR DRAIN
06 10 TON BRIDGE CRANE. DASHED CROSSING LINES INDICATES EXTENTS OF COVERAGE.
07 2 TON BRIDGE CRANE
08 WIRE MESH PARTITION SECURITY CAGE. EXTEND PARTITION TO DECK ABOVE OR PROVIDE WIRE MESH OVERHEAD CLOSURE @ 10'-0"
09 WIRE MESH PARTITION SECURITY CAGE. EXTEND PARTITION TO STRUCTURE ABOVE
10 AIRCRAFT POSITIONING MARKINGS
11 CONTINUOUS TRENCH DRAIN. DISCHARGE THROUGH OIL WATER SEPERATOR SYSTEM
12 AIRCRAFT MODULE DIVISION MARKINGS
13 5 FOOT SAFETY ZONE MARKINGS
14 5 FOOT STRUCTURAL ZONE. GRAPHICS INDICATE REQUIRED CLEAR SPACE: NO MARKINGS REQUIRED.
15 SKYLIGHT
16 FOLDING PARTITION
17 TRIPLE STACKED 30" x 30" x 30" DOUBLE SIDED EVIDENCE LOCKERS
18 EMERGENCY EYEWASH w/ FLOOR DRAIN
19 CURTAIN TRACK AND CURTAIN
20 SHOWER CURTAIN AND CURTAIN TRACK
21 SINGLE COMPARTMENT SS SERVICE SINK w/ SIDE DRAINBOARD
22 DOUBLE COMPARTMENT SS SERVICE SINK w/ SIDE DRAINBOARD
23 2-TIER SS CLOTHES RODS & SUPPORTS. BOTTOM TIER ROD REMOVABLE IN 48" SECTIONS.
24 OVERHEAD HOOK @ 4" BELOW CEILING LINE. CAPACITY 500#
25 NOTIONAL CROSS BRACING AREA. CONFIGURE CROSS BRACING TO AVOID CONFLICTS WITH REQUIRED OPENINGS, UTILITIES, ETC.
26 THIS DOOR TO BE EQUIPPED WITH DELAY EGRESS ALARM. HARDWARE ON EGRESS SIDE ONLY.
27 CENTRAL ISSUE COUNTER: CONFIRM REQUIREMENT WITH UNIT.

## KEY PLAN

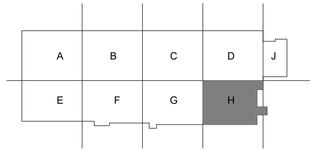


US Army Corps of Engineers®

| MARK | DESCRIPTION | DATE |
|---|---|---|

ISSUE DATE: SEPTEMBER 2023
SOLICITATION NO.: W91328-XX-X-XXXX
CONTRACT NO.: W91328-XX-X-XXXX
PROJECT NUMBER: PROJECT #
FILE NAME: ARCH Revit Project Template_CESAM_2020.rvt

DESIGNED BY: BUSH
DRAWN BY: -
CHECKED BY: BUSH
SUBMITTED BY:
SIZE: ANSI D

U.S. ARMY CORPS OF ENGINEERS
Mobile District
109 SAINT JOSEPH STREET
MOBILE AL 36602

DEPARTMENT OF THE ARMY
FACILITIES STANDARDIZATION PROGRAM
AVN-COS MEDIUM STANDARD DESIGN AIRCRAFT MAINTENANCE HANGAR

NOTIONAL FLOOR PLAN - L2 AREA H

SHEET ID
SD112H

# L1 FUNCTIONAL AREA SPACE MATRIX

| _SPACE ID_COS | NAME | _SPACE TYPE CODE_COS | _SPACE CATCODE _COS | _PROGRAMMED AREA_COS | AREA ACTUAL | SF +/- | % SF +/- |
|---|---|---|---|---|---|---|---|
| FA01 MAINTENANCE OPERATIONS | | | | | | | |
| FA01A MAINTENANCE BAY | | | | | | | |
| 01.01 | AIRCRAFT MAINTENANCE BAY | BAY01 | 211 14 | 0 SF | 75,394 SF | 75,394 SF | |
| FA01B SHOP ADMIN | | | | | | | |
| 02.01 | PRODUCTION CONTROL | WRPC1 | 211 16 | 1,520 SF | 1,353 SF | -167 SF | -11% |
| 02.01 | AIRLOCK | WRPC1 | 211 16 | 1,520 SF | 49 SF | -1,471 SF | -97% |
| 02.02 | PC OFFICE | OFA02 | 211 16 | 200 SF | 192 SF | -8 SF | -4% |
| 02.03 | QUALITY CONTROL | WRQC1 | 211 16 | 1,300 SF | 1,168 SF | -132 SF | -10% |
| 02.03 | AIRLOCK | WRQC1 | 211 16 | 1,300 SF | 49 SF | -1,251 SF | -96% |
| 02.04 | QC OFFICE | OFA01 | 211 16 | 130 SF | 139 SF | 9 SF | 7% |
| 02.06 | AIRFRAME REPAIR PLATOON HQ | OFM01 | 211 16 | 240 SF | 271 SF | 31 SF | 13% |
| 02.07 | COMPONENT REPAIR PLATOON HQ | OFM01 | 211 16 | 240 SF | 271 SF | 31 SF | 13% |
| 02.08 | MAINTENANCE TEST PILOT OFFICE | OFM01 | 211 16 | 1,200 SF | 1,071 SF | -129 SF | -11% |
| 02.09 | LIS EQUIP | ITLS1 | 211 16 | 100 SF | 107 SF | 7 SF | 7% |
| 03.02 | AIRFRAME REPAIR SECTION CHIEFS - H-60 | OFA02 | 211 16 | 260 SF | 220 SF | -40 SF | -15% |
| 03.04 | AIRFRAME REPAIR SECTION CHIEFS - H-47 | OFM01 | 211 16 | 390 SF | 325 SF | -65 SF | -17% |
| 06.03 | LOGISTICS ASSISTANCE REPRESENTATIVES (LARS) | OFM01 | 211 16 | 350 SF | 505 SF | 155 SF | 44% |
| FA01C MAINTENANCE SUPPORT | | | | | | | |
| 03.01 | AIRFRAME REPAIR SECTION WORKROOM - H-60 | WRCRW | 211 16 | 1,200 SF | 1,210 SF | 10 SF | 1% |
| 03.03 | AIRFRAME REPAIR SECTION WORKROOM - H-47 | WRCRW | 211 16 | 1,200 SF | 1,210 SF | 10 SF | 1% |
| 03.07 | SPECIAL TOOLS | TOOL1 | 211 16 | 1,100 SF | 1,051 SF | -49 SF | -4% |
| 03.08 | CREW CHIEF WORKROOM | WRCRW | 211 16 | 1,000 SF | 1,008 SF | 8 SF | 1% |
| 03.08 | CREW CHIEF WORKROOM | WRCRW | 211 16 | 1,000 SF | 1,008 SF | 8 SF | 1% |
| 03.08 | CREW CHIEF WORKROOM | WRCRW | 211 16 | 1,000 SF | 1,008 SF | 8 SF | 1% |
| FA01D COMPONENT REPAIR SHOPS | | | | | | | |
| 04.01 | POWER PLANT SHOP | SHPWP | 211 16 | 975 SF | 982 SF | 7 SF | 1% |
| 04.02 | POWER TRAIN SHOP | SHPWT | 211 16 | 975 SF | 985 SF | 10 SF | 1% |
| 04.03 | STRUCTURAL REPAIR SHOP | SHSTR | 211 16 | 1,025 SF | 1,321 SF | 296 SF | 29% |
| 04.04 | PNEUDRAULICS SHOP | SHPNE | 211 16 | 550 SF | 532 SF | -18 SF | -3% |
| 04.05 | ELECTRICAL / AVIONICS REPAIR SHOP | SHEAV | 211 10 | 1,135 SF | 904 SF | -231 SF | -20% |
| 04.06 | AIRCRAFT MOUNTED SYSTEMS VAULT | VALT2 | 211 16 | 300 SF | 321 SF | 21 SF | 7% |
| 04.07 | NDI TESTING | SHNDI | 211 16 | 100 SF | 115 SF | 15 SF | 15% |
| 04.11 | BLADE REPAIR SHOP | SHBLA | 211 16 | 1,000 SF | 1,069 SF | 69 SF | 7% |
| 04.14 | COMPOSITE REPAIR SHOP | SHCOM | 211 16 | 500 SF | 507 SF | 7 SF | 1% |
| 04.15 | CLR | PPES3 | 211 16 | 60 SF | 61 SF | 1 SF | 2% |
| 04.15 | CORR | CORR3 | 211 16 | 0 SF | 105 SF | 105 SF | |
| 04.15 | PPE INITIAL ACCUMULATION | PPES1 | 211 16 | 90 SF | 90 SF | 0 SF | 0% |
| 04.15 | S | PPES4 | 211 16 | 30 SF | 31 SF | 1 SF | 2% |
| 04.15 | T | PPES2 | 211 16 | 35 SF | 34 SF | -1 SF | -4% |
| 85.02 | AIR LOCK | CORR4 | 211 10 | | 28 SF | | |
| FA01F TECH SUPPLY | | | | | | | |
| 06.01 | TECH SUPPLY WAREHOUSE | TECH1 | 211 13 | 2,100 SF | 2,121 SF | 21 SF | 1% |
| 06.02 | TECH SUPPLY OFFICE | OFTCH | 211 13 | 500 SF | 486 SF | -14 SF | -3% |
| FA02 AVIATION UNIT OPERATIONS | | | | | | | |
| FA02A MEDEVAC READY AREA | | | | | | | |
| 09.01 | MEDEVAC PLATOON WORKROOM | OFA04 | 141 12 | 400 SF | 403 SF | 3 SF | 1% |
| 09.01 | MEDEVAC PLATOON WORKROOM | OFA04 | 141 12 | 400 SF | 406 SF | 6 SF | 2% |
| 09.01 | MEDEVAC PLATOON WORKROOM | OFA04 | 141 12 | 400 SF | 406 SF | 6 SF | 2% |
| 09.01 | MEDEVAC PLATOON WORKROOM | OFA04 | 141 12 | 400 SF | 406 SF | 6 SF | 2% |
| 09.01 | MEDEVAC PLATOON WORKROOM | OFA04 | 141 12 | 400 SF | 402 SF | 2 SF | 0% |
| 09.02 | MEDEVAC SLEEP ROOM | SLEP1 | 141 12 | 60 SF | 63 SF | 3 SF | 5% |
| 09.02 | MEDEVAC SLEEP ROOM | SLEP1 | 141 12 | 60 SF | 63 SF | 3 SF | 5% |
| 09.02 | MEDEVAC SLEEP ROOM | SLEP1 | 141 12 | 60 SF | 63 SF | 3 SF | 5% |
| 09.02 | MEDEVAC SLEEP ROOM | SLEP1 | 141 12 | 60 SF | 63 SF | 3 SF | 5% |
| 09.03 | MEDEVAC BREAK/KITCHENETTE | SLMED | 141 12 | 350 SF | 293 SF | -57 SF | -16% |
| 09.04 | MEDEVAC MED EQUIP / SUPPLY | UCMED | 141 12 | 250 SF | 251 SF | 1 SF | 0% |
| 09.05 | T | TLTU1 | 141 12 | 40 SF | 39 SF | -1 SF | -2% |
| 09.05 | SHWR | TLTS1 | 141 12 | 75 SF | 75 SF | 0 SF | 0% |
| FA02D COMPANY OPERATIONS READINESS MODULE | | | | | | | |
| 08.11 | COMBINED ARMS ROOM | VALT1 | 211 10 | 1,850 SF | 1,898 SF | 48 SF | 3% |
| 08.12 | UNIT STORAGE | UCUNI | 141 12 | 400 SF | 403 SF | 3 SF | 1% |
| 08.12 | UNIT STORAGE | UCUNI | 141 12 | 400 SF | 403 SF | 3 SF | 1% |
| 08.12 | UNIT STORAGE | UCUNI | 141 12 | 400 SF | 401 SF | 1 SF | 0% |
| 08.12 | UNIT STORAGE | UCUNI | 141 12 | 400 SF | 403 SF | 3 SF | 1% |
| 08.13 | NON-SENSITIVE SECURE STORAGE | UCNSS | 141 12 | 200 SF | 200 SF | 0 SF | 0% |
| 08.13 | NON-SENSITIVE SECURE STORAGE | UCNSS | 141 12 | 200 SF | 200 SF | 0 SF | 0% |
| 08.13 | NON-SENSITIVE SECURE STORAGE | UCNSS | 141 12 | 200 SF | 200 SF | 0 SF | 0% |
| 08.13 | NON-SENSITIVE SECURE STORAGE | UCNSS | 141 12 | 200 SF | 200 SF | 0 SF | 0% |
| 08.14 | CBRN STORAGE | UCNBC | 141 12 | 100 SF | 104 SF | 4 SF | 4% |
| 08.14 | CBRN STORAGE | UCNBC | 141 12 | 100 SF | 104 SF | 4 SF | 4% |
| 08.14 | CBRN STORAGE | UCNBC | 141 12 | 100 SF | 104 SF | 4 SF | 4% |
| 08.14 | CBRN STORAGE | UCNBC | 141 12 | 100 SF | 104 SF | 4 SF | 4% |

# L1 FUNCTIONAL AREA SPACE MATRIX

| _SPACE ID_COS | NAME | _SPACE TYPE CODE_COS | _SPACE CATCODE _COS | _PROGRAMMED AREA_COS | AREA ACTUAL | SF +/- | % SF +/- |
|---|---|---|---|---|---|---|---|
| 08.15 | COMMUNICATIONS STORAGE | UCCOM | 141 12 | 100 SF | 104 SF | 4 SF | 4% |
| 08.15 | COMMUNICATIONS STORAGE | UCCOM | 141 12 | 100 SF | 104 SF | 4 SF | 4% |
| 08.15 | COMMUNICATIONS STORAGE | UCCOM | 141 12 | 100 SF | 104 SF | 4 SF | 4% |
| 08.15 | COMMUNICATIONS STORAGE | UCCOM | 141 12 | 100 SF | 104 SF | 4 SF | 4% |
| FA03 NET-TO-GROSS AREA | | | | | | | |
| FA03A COMMON AREA | | | | | | | |
| 80.01 | BREAK ROOM | SLCOM | 211 10 | 0 SF | 748 SF | 748 SF | |
| 80.02 | LACTATION | SLLAC | 211 10 | 0 SF | 172 SF | 172 SF | |
| 80.03 | JAN | JANC1 | 211 10 | 0 SF | 117 SF | 117 SF | |
| 80.03 | JAN | JANC1 | 211 10 | 0 SF | 58 SF | 58 SF | |
| 80.04 | RECYCLABLES | UCREC | 211 10 | 0 SF | 72 SF | 72 SF | |
| 80.05 | FACILITY STORAGE | UCUNI | 211 10 | 0 SF | 255 SF | 255 SF | |
| 80.06.1 | TLT | TLTS2 | 211 10 | 0 SF | 58 SF | 58 SF | |
| 80.06.1 | TLT | TLTU1 | 211 10 | 0 SF | 52 SF | 52 SF | |
| 80.06.1 | TLT | TLTU1 | 211 10 | 0 SF | 52 SF | 52 SF | |
| 80.06.3 | LATRINE | LATR1 | 211 10 | 0 SF | 166 SF | 166 SF | |
| 80.06.4 | LATRINE | LATR1 | 211 10 | 0 SF | 214 SF | 214 SF | |
| 80.07.1 | SHOWER / LOCKER | TLTS2 | 211 10 | 0 SF | 319 SF | 319 SF | |
| 80.07.2 | SHOWER / LOCKER | TLTS2 | 211 10 | 0 SF | 147 SF | 147 SF | |
| FA03B BUILDING SUPPORT | | | | | | | |
| 08.01 | LIS CABLING | ITTR1 | 141 12 | 0 SF | 112 SF | 112 SF | |
| 90.01 | PRIMARY ELECTRICAL | ELEC1 | 211 10 | 0 SF | 272 SF | 272 SF | |
| 90.02 | PRIMARY MECHANICAL | MECH1 | 211 10 | 0 SF | 1,280 SF | 1,280 SF | |
| 90.03 | TER | ITTER | 211 10 | 0 SF | 157 SF | 157 SF | |
| 90.04 | PRIMARY FIRE SUPPRESSION | FIRE1 | 211 10 | 0 SF | 800 SF | 800 SF | |
| 90.04.2 | FOAM MIXING | FIRE2 | 211 10 | 0 SF | 71 SF | 71 SF | |
| 90.04.2 | FOAM MIXING | FIRE2 | 211 10 | 0 SF | 78 SF | 78 SF | |
| 90.05 | COMPRESSOR | MECH3 | 211 10 | 0 SF | 171 SF | 171 SF | |
| 90.06 | SIPR | ITSPR | 211 10 | 110 SF | 110 SF | 0 SF | 0% |
| 90.07 | ELEV EQUIP | MECH4 | 211 10 | 0 SF | 56 SF | 56 SF | |
| 90.08 | ELEC | ELEC2 | 211 10 | 0 SF | 116 SF | 116 SF | |
| 90.08 | ELEC | ELEC2 | 211 10 | 0 SF | 87 SF | 87 SF | |
| 90.08 | ELEC | ELEC2 | 211 10 | 0 SF | 90 SF | 90 SF | |
| 90.09 | ZONE MECHANICAL | MECH2 | 211 10 | 0 SF | 682 SF | 682 SF | |
| 90.09 | ZONE MECHANICAL | MECH2 | 211 10 | 0 SF | 293 SF | 293 SF | |
| 90.09 | ZONE MECHANICAL | MECH2 | 211 10 | 0 SF | 761 SF | 761 SF | |
| 90.10 | TR | ITTR1 | 211 10 | 0 SF | 110 SF | 110 SF | |
| 90.10 | TR | ITTR1 | 211 10 | 0 SF | 113 SF | 113 SF | |
| 90.10 | TR | ITTR1 | 211 10 | 0 SF | 110 SF | 110 SF | |
| FA03C CIRCULATION | | | | | | | |
| 85.01 | CORRIDOR | CORR1 | 211 10 | 0 SF | 1,146 SF | 1,146 SF | |
| 85.01 | VESTIBULE | CORR2 | 211 10 | 0 SF | 80 SF | 80 SF | |
| 85.01 | CORRIDOR | CORR1 | 211 10 | 0 SF | 368 SF | 368 SF | |
| 85.01 | VESTIBULE | CORR2 | 211 10 | 0 SF | 51 SF | 51 SF | |
| 85.01 | CORRIDOR | CORR1 | 211 10 | 0 SF | 91 SF | 91 SF | |
| 85.01 | VESTIBULE | CORR2 | 211 10 | 0 SF | 47 SF | 47 SF | |
| 85.01 | CORRIDOR | CORR1 | 211 10 | 0 SF | 487 SF | 487 SF | |
| 85.01 | CORRIDOR | CORR1 | 211 10 | 0 SF | 2,724 SF | 2,724 SF | |
| 85.01 | CORRIDOR | CORR1 | 211 10 | 0 SF | 361 SF | 361 SF | |
| 85.01 | VESTIBULE | CORR2 | 211 10 | | 77 SF | | |
| 85.01 | CORRIDOR | CORR1 | 211 10 | 0 SF | 193 SF | 193 SF | |
| 85.01 | VESTIBULE | CORR2 | 211 10 | 0 SF | 83 SF | 83 SF | |
| 85.01 | CORRIDOR | CORR1 | 211 10 | 0 SF | 293 SF | 293 SF | |
| 85.01 | VESTIBULE | CORR2 | 211 10 | 0 SF | 83 SF | 83 SF | |
| 85.01 | CORRIDOR | CORR1 | 211 10 | 0 SF | 461 SF | 461 SF | |
| 85.01 | VESTIBULE | CORR2 | 211 10 | 0 SF | 51 SF | 51 SF | |
| 85.02 | STAIR | STAIR | 211 10 | 0 SF | 372 SF | 372 SF | |
| 85.02 | STAIR | STAIR | 211 10 | 0 SF | 407 SF | 407 SF | |
| 85.03 | ELEV | ELEV1 | 211 10 | 0 SF | 72 SF | 72 SF | |
| | | | | 32,740 SF | 120,724 SF | 87,879 SF | |

US Army Corps of Engineers®

| MARK | DESCRIPTION | DATE |
|---|---|---|

DESIGNED BY: BUSH
DRAWN BY: -
CHECKED BY: BUSH
SUBMITTED BY: -
SIZE: ANSI D
ISSUE DATE: SEPTEMBER 2023
SOLICITATION NO.: W91328-XX-X-XXXX
CONTRACT NO.: W91328-XX-X-XXXX
PROJECT NUMBER: PROJECT #
FILE NAME: ARCH_Revit Project Template_CESAM_2020.rvt

U.S. ARMY CORPS OF ENGINEERS
Mobile District
109 SAINT JOSEPH STREET
MOBILE AL 36602

DEPARTMENT OF THE ARMY
FACILITIES STANDARDIZATION PROGRAM
AVN-COS MEDIUM STANDARD DESIGN AIRCRAFT MAINTENANCE HANGAR

FUNCTIONAL AREA SPACE MATRIX

SHEET ID
SD601

# L2 FUNCTIONAL AREA SPACE MATRIX

| _SPACE ID_COS | _SPACE NAME_COS | _SPACE TYPE CODE_COS | _SPACE CATCODE _COS | _PROGRAMMED AREA_COS | AREA ACTUAL | SF +/- | SF % +/- |
|---|---|---|---|---|---|---|---|
| FA01 MAINTENANCE OPERATIONS | | | | | | | |
| FA01E ALSE REPAIR | | | | | | | |
| 05.01 | ALSE SHOP / LOCKERS | ALSE1 | 211 16 | 2,400 SF | 2,373 SF | -27 SF | -1% |
| 05.04 | ALSE OVERWATER EQUIPMENT TESTING | ALSE2 | 211 16 | 120 SF | 149 SF | 29 SF | 25% |
| FA02 AVIATION UNIT OPERATIONS | | | | | | | |
| FA02B FLIGHT OPS | | | | | | | |
| 07.01 | FLIGHT PLANNING | WRFPL | 141 12 | 882 SF | 873 SF | -9 SF | -1% |
| 07.02 | SECURE FLIGHT PLANNING | CONFS | 141 12 | 504 SF | 486 SF | -18 SF | -3% |
| 07.03 | PILOT BRIEFING ROOM | CONF2 | 141 12 | 1,900 SF | 1,963 SF | 63 SF | 3% |
| 07.04 | PILOT BRIEFING ROOM STORAGE | UCGEN | 141 12 | 200 SF | 203 SF | 3 SF | 2% |
| 07.05 | FLIGHT OPERATIONS | WRFLT | 141 12 | 1,100 SF | 1,046 SF | -54 SF | -5% |
| 07.06 | FLIGHT OPERATIONS OFFICE | OFFLO | 141 12 | 110 SF | 108 SF | -2 SF | -2% |
| 07.07 | FLIGHT OPERATIONS SECURE STORAGE | UCSEC | 141 12 | 150 SF | 157 SF | 7 SF | 5% |
| 08.04 | PRIVATE OFFICE | OFA01 | 141 12 | 110 SF | 111 SF | 1 SF | 1% |
| 08.04 | PRIVATE OFFICE | OFA01 | 141 12 | 110 SF | 111 SF | 1 SF | 1% |
| 08.04 | PRIVATE OFFICE | OFA01 | 141 12 | 110 SF | 111 SF | 1 SF | 1% |
| 08.05 | PRIVATE OFFICE | OFA01 | 141 12 | 110 SF | 111 SF | 1 SF | 1% |
| 08.05 | PRIVATE OFFICE | OFA01 | 141 12 | 110 SF | 111 SF | 1 SF | 1% |
| 08.05 | PRIVATE OFFICE | OFA01 | 141 12 | 110 SF | 111 SF | 1 SF | 1% |
| 08.06 | PRIVATE OFFICE | OFA01 | 141 12 | 110 SF | 113 SF | 3 SF | 3% |
| 08.06 | PRIVATE OFFICE | OFA01 | 141 12 | 110 SF | 113 SF | 3 SF | 3% |
| 08.06 | PRIVATE OFFICE | OFA01 | 141 12 | 110 SF | 113 SF | 3 SF | 3% |
| 08.09 | PILOT WORKROOM | WRPIL | 141 12 | 448 SF | 855 SF | 407 SF | 91% |
| 08.09 | PILOT WORKROOM | WRPIL | 141 12 | 448 SF | 855 SF | 407 SF | 91% |
| 08.09 | PILOT WORKROOM | WRPIL | 141 12 | 448 SF | 855 SF | 407 SF | 91% |
| 08.10 | CONFERENCE | CONF1 | 141 12 | 168 SF | 160 SF | -8 SF | -5% |
| 08.10 | CONFERENCE | CONF1 | 141 12 | 168 SF | 160 SF | -8 SF | -5% |
| 08.10 | CONFERENCE | CONF1 | 141 12 | 168 SF | 160 SF | -8 SF | -5% |
| 08.10 | CONFERENCE | CONF1 | 141 12 | 168 SF | 160 SF | -8 SF | -5% |
| FA02C COMPANY OPERATIONS ADMIN MODULE | | | | | | | |
| 08.01 | TRAINING OFFICE / ORDERLY | WRORD | 141 12 | 150 SF | 381 SF | 231 SF | 154% |
| 08.01 | TRAINING OFFICE / ORDERLY | WRORD | 141 12 | 150 SF | 391 SF | 241 SF | 161% |
| 08.01 | TRAINING OFFICE / ORDERLY | WRORD | 141 12 | 150 SF | 381 SF | 231 SF | 154% |
| 08.01 | TRAINING OFFICE / ORDERLY | WRORD | 141 12 | 150 SF | 381 SF | 231 SF | 154% |
| 08.02 | PRIVATE OFFICE, COMMANDER | OFC01 | 141 12 | 110 SF | 111 SF | 1 SF | 1% |
| 08.02 | PRIVATE OFFICE, COMMANDER, 1SGT | OFC01 | 141 12 | 110 SF | 111 SF | 1 SF | 1% |
| 08.02 | PRIVATE OFFICE, COMMANDER | OFC01 | 141 12 | 110 SF | 115 SF | 5 SF | 5% |
| 08.02 | PRIVATE OFFICE, COMMANDER | OFC01 | 141 12 | 110 SF | 111 SF | 1 SF | 1% |
| 08.03 | PRIVATE OFFICE, COMMANDER | OFC01 | 141 12 | 110 SF | 111 SF | 1 SF | 1% |
| 08.03 | PRIVATE OFFICE, COMMANDER | OFC01 | 141 12 | 110 SF | 111 SF | 1 SF | 1% |
| 08.03 | PRIVATE OFFICE, COMMANDER | OFC01 | 141 12 | 110 SF | 111 SF | 1 SF | 1% |
| 08.03 | PRIVATE OFFICE, COMMANDER | OFC01 | 141 12 | 110 SF | 111 SF | 1 SF | 1% |
| 08.07 | PLATOON OFFICE | OFA02 | 141 12 | 180 SF | 182 SF | 2 SF | 1% |
| 08.07 | PLATOON OFFICE | OFA02 | 141 12 | 180 SF | 182 SF | 2 SF | 1% |
| 08.07 | PLATOON OFFICE | OFA02 | 141 12 | 180 SF | 182 SF | 2 SF | 1% |
| FA03 NET-TO-GROSS AREA | | | | | | | |
| FA03A COMMON AREA | | | | | | | |
| 80.03 | JANITOR CLOSET | JANC1 | 211 10 | 0 SF | 73 SF | 73 SF | |
| 80.06.3 | LATRINE | LATR1 | 211 10 | 0 SF | 205 SF | 205 SF | |
| 80.06.4 | LATRINE | LATR1 | 211 10 | 0 SF | 239 SF | 239 SF | |
| FA03B BUILDING SUPPORT | | | | | | | |
| 08.01 | LIS CABLING | ITTR1 | 141 12 | 0 SF | 96 SF | 96 SF | |
| 90.06 | SIPR | ITSPR | 211 10 | 0 SF | 106 SF | 106 SF | |
| 90.08 | BRANCH ELECTRICAL | ELEC2 | 211 10 | 0 SF | 115 SF | 115 SF | |
| 90.08 | BRANCH ELECTRICAL | ELEC2 | 211 10 | 110 SF | 192 SF | 82 SF | 75% |
| 90.09 | ZONE MECHANICAL | MECH2 | 211 10 | 0 SF | 683 SF | 683 SF | |
| 90.09 | ZONE MECHANICAL | MECH2 | 211 10 | 900 SF | 850 SF | -50 SF | -6% |
| 90.10 | TELECOMM ROOM (TR) | ITTR1 | 211 10 | 0 SF | 112 SF | 112 SF | |
| 90.10 | TELECOMM ROOM (TR) | ITTR1 | 211 10 | 110 SF | 112 SF | 2 SF | 2% |
| FA03C CIRCULATION | | | | | | | |
| 85.01 | CORRIDOR | CORR1 | 211 10 | 0 SF | 197 SF | 197 SF | |
| 85.01 | CORRIDOR | CORR1 | 211 10 | 0 SF | 3,091 SF | 3,091 SF | |
| 85.02 | STAIR | STAIR | 211 10 | 0 SF | 407 SF | 407 SF | |
| 85.02 | STAIR | STAIR | 211 10 | 0 SF | 113 SF | 113 SF | |
| | | | | 13,512 SF | 21,135 SF | 7,623 SF | |

US Army Corps of Engineers®

| MARK | DESCRIPTION | DATE |
|---|---|---|

ISSUE DATE: SEPTEMBER 2023
SOLICITATION NO.: W91328-XX-X-XXXX
CONTRACT NO.: W91328-XX-X-XXXX
PROJECT NUMBER: PROJECT #
DESIGNED BY: BUSH
DRAWN BY: -
CHECKED BY: BUSH
SUBMITTED BY:
SIZE: ANSI D
FILE NAME: ARCH Revit Project Template_CESAM_2020.rvt

U.S. ARMY CORPS OF ENGINEERS
Mobile District
109 SAINT JOSEPH STREET
MOBILE AL 36602

DEPARTMENT OF THE ARMY
FACILITIES STANDARDIZATION PROGRAM
AVN-COS MEDIUM STANDARD DESIGN AIRCRAFT MAINTENANCE HANGAR

FUNCTIONAL AREA SPACE MATRIX

SHEET ID

SD602

## ROOM SCHEDULE - L1

| MARK | TYPE NAME | TYPE CODE | PROGRAMMED AREA | ROOM FINISH SET | ACCESSORY GROUP | WALL PROTECTION GROUP |
|---|---|---|---|---|---|---|
| 01.01 | AIRCRAFT MAINTENANCE BAY | BAY01 | 0 SF | F-01 | TA-04 | - |
| 02.01 | PRODUCTION CONTROL | WRPC1 | 1,520 SF | F-02 | - | - |
| 02.01 | AIRLOCK | WRPC1 | 1,520 SF | F-02 | - | - |
| 02.02 | SEMI-PRIVATE OFFICE | OFA02 | 200 SF | F-03 | - | - |
| 02.03 | QUALITY CONTROL | WRQC1 | 1,300 SF | F-02 | - | - |
| 02.03 | AIRLOCK | WRQC1 | 1,300 SF | F-02 | - | - |
| 02.04 | PRIVATE OFFICE, COMMANDER | OFA01 | 130 SF | F-03 | - | - |
| 02.06 | GROUP OFFICE | OFM01 | 240 SF | F-03 | - | - |
| 02.07 | GROUP OFFICE | OFM01 | 240 SF | F-03 | - | - |
| 02.08 | MAINTENANCE TEST PILOT OFFICE | OFM01 | 1,200 SF | F-03 | - | - |
| 02.09 | LIS EQUIPMENT ROOM | ITLS1 | 100 SF | F-09 | - | - |
| 03.01 | MAINTENANCE PLATOON WORKROOM | WRCRW | 1,200 SF | F-17 | - | WP-01 |
| 03.02 | SEMI-PRIVATE OFFICE | OFA02 | 260 SF | F-03 | - | - |
| 03.03 | MAINTENANCE PLATOON WORKROOM | WRCRW | 1,200 SF | F-17 | - | WP-01 |
| 03.04 | SEMI-PRIVATE OFFICE | OFM01 | 390 SF | F-03 | - | - |
| 03.07 | SPECIAL TOOLS | TOOL1 | 1,100 SF | F-07 | TA-04 | WP-01 |
| 03.08 | CREW CHIEF WORKROOM | WRCRW | 1,000 SF | F-17 | - | WP-01 |
| 03.08 | CREW CHIEF WORKROOM | WRCRW | 1,000 SF | F-17 | - | WP-01 |
| 03.08 | CREW CHIEF WORKROOM | WRCRW | 1,000 SF | F-17 | - | WP-01 |
| 04.01 | POWER PLANT SHOP | SHPWP | 975 SF | F-07 | TA-04 | WP-01 |
| 04.02 | POWER TRAIN SHOP | SHPWT | 975 SF | F-07 | TA-04 | WP-01 |
| 04.03 | STRUCTURAL REPAIR SHOP | SHSTR | 1,025 SF | F-07 | TA-04 | WP-01 |
| 04.04 | PNEUDRAULICS SHOP | SHPNE | 550 SF | F-07 | TA-04 | WP-01 |
| 04.05 | ELECTRICAL / AVIONICS REPAIR SHOP | SHEAV | 1,135 SF | F-19 | - | WP-01 |
| 04.06 | AIRCRAFT MOUNTED SYSTEMS VAULT | VALT2 | 300 SF | F-20 | - | - |
| 04.07 | NDI TESTING | SHNDI | 100 SF | F-07 | - | WP-01 |
| 04.11 | BLADE REPAIR SHOP | SHBLA | 1,000 SF | F-07 | - | WP-01 |
| 04.14 | COMPOSITE REPAIR SHOP | SHCOM | 500 SF | F-21 | - | WP-01 |
| 04.15 | PPE LOCKER | PPES3 | 60 SF | F-13 | - | - |
| 04.15 | CORRIDOR | CORR3 | 0 SF | F-06 | - | - |
| 04.15 | PPE INITIAL ACCUMULATION | PPES1 | 90 SF | F-13 | TA-04 | - |
| 04.15 | PPE SHOWER | PPES4 | 30 SF | F-14 | TA-03 | - |
| 04.15 | PPE TOILET | PPES2 | 35 SF | F-14 | TA-01 | - |
| 06.01 | TECH SUPPLY WAREHOUSE | TECH1 | 2,100 SF | F-22 | TA-04 | WP-01 |
| 06.02 | TECH SUPPLY OFFICE / WORKROOM | OFTCH | 500 SF | F-06 | - | WP-03 |
| 06.03 | LARS OFFICE / WORKROOM | OFM01 | 350 SF | F-03 | - | - |
| 08.01 | LIS CABLING | ITTR1 | 0 SF | F-09 | - | - |
| 08.11 | CO ARMS ROOM | VALT1 | 1,850 SF | F-16 | TA-04 | - |
| 08.12 | UNIT STORAGE | UCUNI | 400 SF | F-06 | - | WP-01 |
| 08.12 | UNIT STORAGE | UCUNI | 400 SF | F-06 | - | WP-01 |
| 08.12 | UNIT STORAGE | UCUNI | 400 SF | F-06 | - | WP-01 |
| 08.12 | UNIT STORAGE | UCUNI | 400 SF | F-06 | - | WP-01 |
| 08.13 | NON-SENSITIVE SECURE STORAGE | UCNSS | 200 SF | F-06 | - | WP-01 |
| 08.13 | NON-SENSITIVE SECURE STORAGE | UCNSS | 200 SF | F-06 | - | WP-01 |
| 08.13 | NON-SENSITIVE SECURE STORAGE | UCNSS | 200 SF | F-06 | - | WP-01 |
| 08.13 | NON-SENSITIVE SECURE STORAGE | UCNSS | 200 SF | F-06 | - | WP-01 |
| 08.14 | CBRN STORAGE | UCNBC | 100 SF | F-06 | - | WP-01 |
| 08.14 | CBRN STORAGE | UCNBC | 100 SF | F-06 | - | WP-01 |
| 08.14 | CBRN STORAGE | UCNBC | 100 SF | F-06 | - | WP-01 |
| 08.14 | CBRN STORAGE | UCNBC | 100 SF | F-06 | - | WP-01 |
| 08.15 | COMMUNICATIONS STORAGE | UCCOM | 100 SF | F-06 | - | WP-01 |
| 08.15 | COMMUNICATIONS STORAGE | UCCOM | 100 SF | F-06 | - | WP-01 |
| 08.15 | COMMUNICATIONS STORAGE | UCCOM | 100 SF | F-06 | - | WP-01 |
| 08.15 | COMMUNICATIONS STORAGE | UCCOM | 100 SF | F-06 | - | WP-01 |
| 09.01 | GROUP OFFICE | OFA04 | 400 SF | F-02 | - | - |
| 09.01 | GROUP OFFICE | OFA04 | 400 SF | F-02 | - | - |
| 09.01 | GROUP OFFICE | OFA04 | 400 SF | F-02 | - | - |
| 09.01 | GROUP OFFICE | OFA04 | 400 SF | F-02 | - | - |
| 09.01 | GROUP OFFICE | OFA04 | 400 SF | F-02 | - | - |
| 09.02 | MEDEVAC SLEEP ROOM | SLEP1 | 60 SF | F-03 | - | WP-04 |
| 09.02 | MEDEVAC SLEEP ROOM | SLEP1 | 60 SF | F-03 | - | WP-04 |
| 09.02 | MEDEVAC SLEEP ROOM | SLEP1 | 60 SF | F-03 | - | WP-04 |
| 09.02 | MEDEVAC SLEEP ROOM | SLEP1 | 60 SF | F-03 | - | WP-04 |
| 09.03 | MEDEVAC BREAK/KITCHENETTE | SLMED | 350 SF | F-02 | - | - |
| 09.04 | MEDEVAC MED EQUIP / SUPPLY | UCMED | 250 SF | F-06 | - | WP-01 |
| 09.05 | UNISEX SINGLE FIXTURE TOILET ROOM | TLTU1 | 40 SF | F-12 | TA-01 | - |
| 09.05 | MEDEVAC TOILET / SHOWER | TLTS1 | 75 SF | F-12 | TA-06 | - |
| 80.01 | BREAK ROOM | SLCOM | 0 SF | F-02 | TA-04 | WP-04 |
| 80.02 | LACTATION | SLLAC | 0 SF | F-03 | TA-02 | WP-04 |
| 80.03 | JANITOR CLOSET | JANC1 | 0 SF | F-11 | TA-05 | - |
| 80.03 | JANITOR CLOSET | JANC1 | 0 SF | F-11 | TA-05 | - |
| 80.04 | RECYCLABLES | UCREC | 0 SF | F-02 | - | WP-01 |
| 80.05 | FACILITY STORAGE | UCUNI | 0 SF | F-06 | - | WP-01 |
| 80.06.1 | UNISEX SINGLE FIXTURE TOILET ROOM | TLTS2 | 0 SF | F-12 | TA-03 | - |
| 80.06.1 | UNISEX SINGLE FIXTURE TOILET ROOM | TLTU1 | 0 SF | F-12 | TA-01 | - |
| 80.06.1 | UNISEX SINGLE FIXTURE TOILET ROOM | TLTU1 | 0 SF | F-12 | TA-01 | - |
| 80.06.3 | LATRINE | LATR1 | 0 SF | F-12 | TA-02 | - |
| 80.06.4 | LATRINE | LATR1 | 0 SF | F-12 | TA-02 | - |
| 80.07.1 | SHOWER / LOCKER ROOM | TLTS2 | 0 SF | F-12 | TA-03 | - |
| 80.07.2 | SHOWER / LOCKER ROOM | TLTS2 | 0 SF | F-12 | TA-03 | - |
| 85.01 | CORRIDOR | CORR1 | 0 SF | F-06 | - | WP-03 |
| 85.01 | VESTIBULE | CORR2 | 0 SF | F-06 | - | - |
| 85.01 | CORRIDOR | CORR1 | 0 SF | F-06 | - | WP-03 |
| 85.01 | VESTIBULE | CORR2 | 0 SF | F-06 | - | - |
| 85.01 | CORRIDOR | CORR1 | 0 SF | F-06 | - | WP-03 |
| 85.01 | VESTIBULE | CORR2 | 0 SF | F-06 | - | - |
| 85.01 | CORRIDOR | CORR1 | 0 SF | F-06 | - | WP-03 |
| 85.01 | CORRIDOR | CORR1 | 0 SF | F-06 | - | WP-03 |
| 85.01 | CORRIDOR | CORR1 | 0 SF | F-06 | - | WP-03 |
| 85.01 | VESTIBULE | CORR2 | | F-06 | - | - |
| 85.01 | CORRIDOR | CORR1 | 0 SF | F-06 | - | WP-03 |
| 85.01 | VESTIBULE | CORR2 | 0 SF | F-06 | - | - |
| 85.01 | CORRIDOR | CORR1 | 0 SF | F-06 | - | WP-03 |

## ROOM SCHEDULE - L1

| MARK | TYPE NAME | TYPE CODE | PROGRAMMED AREA | ROOM FINISH SET | ACCESSORY GROUP | WALL PROTECTION GROUP |
|---|---|---|---|---|---|---|
| 85.01 | VESTIBULE | CORR2 | 0 SF | F-06 | - | - |
| 85.01 | CORRIDOR | CORR1 | 0 SF | F-06 | - | WP-03 |
| 85.01 | VESTIBULE | CORR2 | 0 SF | F-06 | - | - |
| 85.02 | STAIR | STAIR | 0 SF | F-15 | - | - |
| 85.02 | STAIR | STAIR | 0 SF | F-15 | - | - |
| 85.02 | AIR LOCK | CORR4 | | F-06 | - | - |
| 85.03 | ELEVATOR | ELEV1 | 0 SF | F-10 | - | - |
| 90.01 | PRIMARY ELECTRICAL ROOM | ELEC1 | 0 SF | F-08 | - | - |
| 90.02 | PRIMARY MECHANICAL ROOM | MECH1 | 0 SF | F-08 | - | - |
| 90.03 | TELECOMM ENTRY ROOM (TER) | ITTER | 0 SF | F-08 | - | - |
| 90.04 | PRIMARY FIRE SUPPRESSION ROOM | FIRE1 | 0 SF | F-08 | - | - |
| 90.04.2 | FOAM MIXING | FIRE2 | 0 SF | F-08 | - | - |
| 90.04.2 | FOAM MIXING | FIRE2 | 0 SF | F-08 | - | - |
| 90.05 | COMPRESSOR | MECH3 | 0 SF | F-08 | - | - |
| 90.06 | SIPR | ITSPR | 110 SF | F-09 | - | - |
| 90.07 | ELEVATOR EQUIPMENT | MECH4 | 0 SF | F-08 | - | - |
| 90.08 | BRANCH ELECTRICAL | ELEC2 | 0 SF | F-09 | - | - |
| 90.08 | BRANCH ELECTRICAL | ELEC2 | 0 SF | F-09 | - | - |
| 90.08 | BRANCH ELECTRICAL | ELEC2 | 0 SF | F-09 | - | - |
| 90.09 | ZONE MECHANICAL | MECH2 | 0 SF | F-08 | - | - |
| 90.09 | ZONE MECHANICAL | MECH2 | 0 SF | F-08 | - | - |
| 90.09 | ZONE MECHANICAL | MECH2 | 0 SF | F-08 | - | - |
| 90.10 | TELECOMM ROOM (TR) | ITTR1 | 0 SF | F-09 | - | - |
| 90.10 | TELECOMM ROOM (TR) | ITTR1 | 0 SF | F-09 | - | - |
| 90.10 | TELECOMM ROOM (TR) | ITTR1 | 0 SF | F-09 | - | - |

## ROOM SCHEDULE - L2

| MARK | TYPE NAME | TYPE CODE | PROGRAMMED AREA | ROOM FINISH SET | ACCESSORY GROUP | WALL PROTECTION GROUP |
|---|---|---|---|---|---|---|
| 05.01 | ALSE SHOP / LOCKERS | ALSE1 | 2,400 SF | F-04 | TA-04 | WP-03 |
| 05.04 | ALSE OVERWATER EQUIPMENT TESTING | ALSE2 | 120 SF | F-04 | - | - |
| 07.01 | FLIGHT PLANNING | WRFPL | 882 SF | F-18 | - | - |
| 07.02 | SECURE FLIGHT PLANNING | CONFS | 504 SF | F-05 | - | - |
| 07.03 | PILOT BRIEFING ROOM | CONF2 | 1,900 SF | F-05 | - | - |
| 07.04 | PILOT BRIEFING ROOM STORAGE | UCGEN | 200 SF | F-05 | - | WP-01 |
| 07.05 | FLIGHT OPERATIONS | WRFLT | 1,100 SF | F-18 | - | - |
| 07.06 | FLIGHT OPERATIONS OFFICE | OFFLO | 110 SF | F-03 | - | - |
| 07.07 | FLIGHT OPERATIONS SECURE STORAGE | UCSEC | 150 SF | F-18 | - | WP-01 |
| 08.01 | TRAINING OFFICE / ORDERLY | WRORD | 150 SF | F-02 | - | - |
| 08.01 | TRAINING OFFICE / ORDERLY | WRORD | 150 SF | F-02 | - | - |
| 08.01 | TRAINING OFFICE / ORDERLY | WRORD | 150 SF | F-02 | - | - |
| 08.01 | TRAINING OFFICE / ORDERLY | WRORD | 150 SF | F-02 | - | - |
| 08.01 | LIS CABLING | ITTR1 | 0 SF | F-09 | - | - |
| 08.02 | PRIVATE OFFICE, COMMANDER | OFC01 | 110 SF | F-03 | - | - |
| 08.02 | PRIVATE OFFICE, COMMANDER, 1SGT | OFC01 | 110 SF | F-03 | - | - |
| 08.02 | PRIVATE OFFICE, COMMANDER | OFC01 | 110 SF | F-03 | - | - |
| 08.02 | PRIVATE OFFICE, COMMANDER | OFC01 | 110 SF | F-03 | - | - |
| 08.03 | PRIVATE OFFICE, COMMANDER | OFC01 | 110 SF | F-03 | - | - |
| 08.03 | PRIVATE OFFICE, COMMANDER | OFC01 | 110 SF | F-03 | - | - |
| 08.03 | PRIVATE OFFICE, COMMANDER | OFC01 | 110 SF | F-03 | - | - |
| 08.03 | PRIVATE OFFICE, COMMANDER | OFC01 | 110 SF | F-03 | - | - |
| 08.04 | PRIVATE OFFICE | OFA01 | 110 SF | F-03 | - | - |
| 08.04 | PRIVATE OFFICE | OFA01 | 110 SF | F-03 | - | - |
| 08.04 | PRIVATE OFFICE | OFA01 | 110 SF | F-03 | - | - |
| 08.05 | PRIVATE OFFICE | OFA01 | 110 SF | F-03 | - | - |
| 08.05 | PRIVATE OFFICE | OFA01 | 110 SF | F-03 | - | - |
| 08.05 | PRIVATE OFFICE | OFA01 | 110 SF | F-03 | - | - |
| 08.06 | PRIVATE OFFICE | OFA01 | 110 SF | F-03 | - | - |
| 08.06 | PRIVATE OFFICE | OFA01 | 110 SF | F-03 | - | - |
| 08.06 | PRIVATE OFFICE | OFA01 | 110 SF | F-03 | - | - |
| 08.07 | PLATOON OFFICE | OFA02 | 180 SF | F-03 | - | - |
| 08.07 | PLATOON OFFICE | OFA02 | 180 SF | F-03 | - | - |
| 08.07 | PLATOON OFFICE | OFA02 | 180 SF | F-03 | - | - |
| 08.09 | PILOT WORKROOM | WRPIL | 448 SF | F-02 | - | - |
| 08.09 | PILOT WORKROOM | WRPIL | 448 SF | F-02 | - | - |
| 08.09 | PILOT WORKROOM | WRPIL | 448 SF | F-02 | - | - |
| 08.10 | CONFERENCE | CONF1 | 168 SF | F-05 | - | WP-04 |
| 08.10 | CONFERENCE | CONF1 | 168 SF | F-05 | - | WP-04 |
| 08.10 | CONFERENCE | CONF1 | 168 SF | F-05 | - | WP-04 |
| 08.10 | CONFERENCE | CONF1 | 168 SF | F-05 | - | WP-04 |
| 80.03 | JANITOR CLOSET | JANC1 | 0 SF | F-11 | TA-05 | - |
| 80.06.3 | LATRINE | LATR1 | 0 SF | F-12 | TA-02 | - |
| 80.06.4 | LATRINE | LATR1 | 0 SF | F-12 | TA-02 | - |
| 85.01 | CORRIDOR | CORR1 | 0 SF | F-06 | - | WP-03 |
| 85.01 | CORRIDOR | CORR1 | 0 SF | F-06 | - | WP-03 |
| 85.02 | STAIR | STAIR | 0 SF | F-15 | - | - |
| 85.02 | STAIR | STAIR | 0 SF | F-15 | - | - |
| 90.06 | SIPR | ITSPR | 0 SF | F-09 | - | - |
| 90.08 | BRANCH ELECTRICAL | ELEC2 | 0 SF | F-09 | - | - |
| 90.08 | BRANCH ELECTRICAL | ELEC2 | 110 SF | F-09 | - | - |
| 90.09 | ZONE MECHANICAL | MECH2 | 0 SF | F-08 | - | - |
| 90.09 | ZONE MECHANICAL | MECH2 | 900 SF | F-08 | - | - |
| 90.10 | TELECOMM ROOM (TR) | ITTR1 | 0 SF | F-09 | - | - |
| 90.10 | TELECOMM ROOM (TR) | ITTR1 | 110 SF | F-09 | - | - |

US Army Corps of Engineers®

| MARK | DESCRIPTION | DATE |
|---|---|---|

DESIGNED BY: BUSH
DRAWN BY: -
CHECKED BY: BUSH
SUBMITTED BY:
SIZE: ANSI D
ISSUE DATE: SEPTEMBER 2023
SOLICITATION NO.: W91328-XX-X-XXXX
CONTRACT NO.: W91328-XX-X-XXXX
PROJECT NUMBER: PROJECT #
FILE NAME: ARCH Revit Project Template_CESAM_2020.rvt

U.S. ARMY CORPS OF ENGINEERS
Mobile District
109 SAINT JOSEPH STREET
MOBILE AL 36602

DEPARTMENT OF THE ARMY
FACILITIES STANDARDIZATION PROGRAM
AVN-COS MEDIUM STANDARD DESIGN AIRCRAFT MAINTENANCE HANGAR

SCHEDULES

SHEET ID
SD603

## NOTIONAL ACCESSORY GROUPS

| MARK | USAGE | MIRRORS | PAPER TOWEL DISPENSER | COMBINATION PAPER TOWEL DISPENSER AND TRASH RECEPTACLE | SOAP DISPENSER | GRAB BARS | TOILET TISSUE DISPENSER | COAT HOOK | MOP RACK | RECESSED SOAP DISH | SHOWER GRAB BAR SET | SHOWER CURTAIN(S) | NOTES |
|---|---|---|---|---|---|---|---|---|---|---|---|---|---|
| - | | | | | | | | | | | | | |
| TA-01 | SINGLE FIXTURE TOILET ROOM | X | | X | X | | X | X | | | | | |
| TA-02 | MULTI-FIXTURE TOILET ROOM | X | | X | X | X | X | X | | | | | |
| TA-03 | SINGLE OR MULTI-SHOWER ROOM | | | | | | | X | | X | X | X | |
| TA-04 | SPACES WITH HAND / SERVICE SINKS ONLY | | X | | X | | | | | | | | |
| TA-05 | JANITOR CLOSET | | X | | X | | | | X | | | | |
| TA-06 | TOILET / SHOWER ROOM | X | | X | X | | X | X | | X | | X | |

## NOTIONAL WALL PROTECTION SETS

| MARK | USAGE | CORNER GUARDS | WALL SHEETING | BUMPER GUARD | HANDRAIL GUARD | FRAME GUARD | DOOR EDGE | NOTES |
|---|---|---|---|---|---|---|---|---|
| - | | | | | | | | |
| WP-01 | STORAGE ROOMS | X | X | | | | | HEAVY DUTY SHEETING |
| WP-02 | JANITOR CLOSET | | X | | | | | STAINLESS STEEL SHEETING 36 INCH HIGH ALL WALLS BEHIND MOP SINK |
| WP-03 | CORRIDORS | X | | | | | | |
| WP-04 | SPACES WITH CHAIRS | X | | | X | | | |

## NOTIONAL ROOM FINISH SETS

| MARK | USAGE | FLOOR | BASE | WALLS | ACCENT WALLS | CEILINGS | HORIZONTAL MILLWORK | VERTICAL MILLWORK | MISC FINISHES | NOTES |
|---|---|---|---|---|---|---|---|---|---|---|
| - | | | | | | | | | | |
| F-01 | MAINTENANCE BAY | RES5 | | P | | EXP | | | | |
| F-02 | ADMINISTRATIVE WORKROOM | LVT | RB | P | P | AT | S | PLAM | | |
| F-03 | ADMINISTRATIVE OFFICE | CPT | RB | P | P | AT | | | | |
| F-04 | LIGHT DUTY WORKROOM | LVT | RB | P | P | AT | SS | | | HI-IMPACT GWB @ WALLS |
| F-05 | CONFERENCE ROOMS | CPT | RB | P | P | AT | | | | |
| F-06 | CORRIDORS | PC | RB | P | P | AT | | | | HI-IMPACT GWB @ WALLS |
| F-07 | SHOP | RES3 | RESB | P | P | EXP | | | | HI-IMPACT GWB @ WALLS |
| F-08 | BUILDING PRIMARY UTILITY SPACES | SC | RB | P | | EXP | | | | |
| F-09 | BRANCH TELECOMM / ELECTRICAL CLOSETS | SC | RB | P | | AT | | | | |
| F-10 | ELEVATOR | LVT | SS | PLAM | SS | ACR | | | | REFER TO UFC 3-490-06 FOR ADDITIONAL REQUIREMENTS |
| F-11 | JANITOR CLOSET | RES | RESB | P | | AT | | | | |
| F-12 | LATRINE / SHOWER | PT | PTB | P | PT | AT / P | S | | | WATER RESISTANT GWB IN SHOWER AREAS w/ EPOXY PAINT |
| F-13 | PPE LOCKER / ACCUMULATION POINT | RES | RESB | P | P | AT(SP) | | | | |
| F-14 | PPE TOILET / SHOWER | RES | RESB | P | P | P | | | | GWB @ CLG |
| F-15 | STAIR | PC | RB | P | P | AT | | | RRF, RFT @ STAIRS | |
| F-16 | ARMS VAULT | PC | | P | P | EXP | | | | |
| F-17 | WORKROOM | PC | RB | P | P | AT | SS | | | |
| F-18 | ADMINISTRATIVE WORKROOM 2 | CPT | RB | P | P | AT | S | PLAM | | |
| F-19 | ELECTRICAL / AVIONICS SHOP | SD | RB | P | P | AT | | | | |
| F-20 | ELECTRICAL / AVIONICS SHOP VAULT | SD | | P | | EXP | | | | |
| F-21 | COMPOSITE REPAIR SHOP | RES | RESB | P | | AT(F) | | | | |
| F-22 | TECH SUPPLY WAREHOUSE | PC | RB | P | | EXP | | | | |

### CONCEPTUAL FINISH MATERIAL LEGEND:

ACR: ACRYLIC CEILING PANELS
AT: ACOUSTIC TILE CEILING
AT(F): ACOUSTIC TILE CEILING w/ FIBERGLASS SUPPORT GRID
AT(SP): SPECIALLY COATED GASKETED CEILING TILES

CPT: CARPET TILE

EXP: EXPOSED STRUCTURE, PAINTED

LVT: LUXURY VINYL TILE

P: PAINT
PC: POLISHED CONCRETE
PLAM: PLASTIC LAMINATE
PT: PORCELEIN TILE
PTB: PORCELEIN TILE BASE

RB: RESILIANT BASE
RESn: RESINOUS EPOXY FLOORING. NUMBER n WHERE OCCURS INDICATES COATS PER UFC 4-211-01.
RESB: RESINOUS EPOXY BASE INTEGRAL WITH FLOORING

S: SOLID SURFACE
SC: SEALED CONCRETE
SD: STATIC DISSAPATIVE TILE FLOORING
SS: STAINLESS STEEL

US Army Corps of Engineers®

| MARK | DESCRIPTION | DATE |
|---|---|---|

ISSUE DATE: SEPTEMBER 2023
SOLICITATION NO.: W91328-XX-X-XXXX
CONTRACT NO.: W91328-XX-X-XXXX
PROJECT NUMBER: PROJECT #
FILE NAME: ARCH Revit Project Template_CESAM_2020.rvt

DESIGNED BY: BUSH
DRAWN BY: -
CHECKED BY: BUSH
SUBMITTED BY:
SIZE: ANSI D

U.S. ARMY CORPS OF ENGINEERS
Mobile District
109 SAINT JOSEPH STREET
MOBILE AL 36602

DEPARTMENT OF THE ARMY
FACILITIES STANDARDIZATION PROGRAM
AVN-COS MEDIUM STANDARD DESIGN AIRCRAFT MAINTENANCE HANGAR

SCHEDULES

SHEET ID
SD604

# FFE SCHEDULE

| MARK | FFE_ACQ / INS CODE | DESCRIPTION |
|---|---|---|
| ANCILLIARY | | |
| | GFGI | TRASH RECEPTACLE, LARGE |
| AC01 | GFGI | BASKET, WASTEPAPER |
| AC01-1 | GFGI | CONTAINER, RECYCLING, LARGE |
| AC04 | GFGI | BURN BOX |
| AC05 | GFGI | 55 GALLON DRUM w/ GASKETED CLAMPING RING LID |
| APPLIANCES | | |
| AP01 | GFGI | REFRIGERATOR, TOP FREEZER, 18 CF |
| AP01-1 | GFGI | U/C REFRIGERATOR, 5CF |
| AP01-2 | GFGI | U/C FREEZER, 5CF w/ 18" PEDESTAL STAND |
| AP01-3 | GFGI | U/C REFRIGERATOR, 5CF w/ 18" PEDESTAL STAND |
| AV / VISUAL AIDS | | |
| AV01 | GFGI | AV LECTURN |
| AV01-1 | GFGI | 60 INCH TELEVISION. CFCI WALL BLOCKING AND MOUNT. |
| AV02 | GFGI | PROJECTOR, MULTIMEDIA |
| AV04 | CFCI | PROJECTION SCREEN, ELECTRIC OPERATION, 96" x 72" |
| CHAIRS | | |
| CB01 | GFGI | CHAIR, BREAKROOM, STACKABLE |
| CC01 | GFGI | CHAIR, CONFERENCE w/ ARMS |
| CC02 | GFGI | CHAIR, CONFERENCE w/o ARMS |
| CG01 | GFGI | CHAIR, SIDE w/o ARMS |
| CR01 | GFGI | CHAIR, ROLLING w/ ARMS (FOR TRAINING SPACES) |
| CS01 | GFGI | STOOL, ADJUSTABLE HEIGHT w/ FOOT REST |
| CT01 | GFGI | CHAIR, TASK w/ ARMS |
| CX01 | GFGI | BENCH, LOCKER ROOM, PORTABLE |
| COMPUTERS / ELECTRONICS | | |
| IT01 | TFTI | MAP PLOTTER |
| IT02 | TFTI | AIO DESKTOP PRINTER / SCANNER |
| IT03 | TFTI | SHREDDER |
| DESKS | | |
| DD01 | GFGI | DESK, DOUBLE PEDESTAL w/ O/H STORAGE, PLASTIC LAMINATE WORKSURFACE |
| DL01 | GFGI | DESK w/ SIDE RETURN, O/H STORAGE ABOVE RETURN - 72" X 72" |
| DT01 | GFGI | DESK, COMPUTER, PLASTIC LAMINATE WORKSURFACE - 48" x 30" |
| DU01 | GFGI | DESK, U-SHAPE w/ RETURN, O/H STORAGE, LATERAL FILE, PLASTIC LAMINATE WORKSURFACE - 102" x 72" |
| DU02 | GFGI | DESK, U-SHAPE w/ RETURN, O/H STORAGE, LATERAL FILE, PLASTIC LAMINATE WORKSURFACE, WARDROBE UNIT - 102" x 72" |
| EQUIPMENT | | |
| EQ01 | TFTI | 10t PRESS, BENCH MOUNTED |
| EQ02 | TFTI | BIT SHARPNER |
| EQ03 | TFTI | 28 INCH BOX AND PAN BREAK |
| EQ04 | TFTI | DOWNDRAFT SANDING TABLE w/ INTERNAL FILTERS |
| EQ05 | TFTI | DRILL PRESS, BENCH MOUNTED |
| EQ06 | TFTI | GRINDING WHEEL, BENCH MOUNTED |
| EQ07 | TFTI | WET / DRY HEPA VACUUM |
| EQ08 | TFTI | SEWING MACHINE |
| EQ09 | TFTI | PARTS WASH, 40G |
| EQ10 | TFTI | RADIO CHARGING STATION |
| EQ11 | TFTI | SOLDERING IRON |
| EQ12 | TFTI | SHRINKER / STRETCHER |
| EQ13 | TFTI | MATERIAL LIFT |
| EQ14 | TFTI | TABLETOP PAINT STATION |
| EQ15 | TFTI | ULTRASONIC CLEANER |
| EQ16 | TFTI | UNIVERSAL TRAILER, AIRCRAFT COMPONENTS |
| EQ17 | TFTI | VACUUM SEALER |
| EQ18 | TFTI | VICE, BENCH MOUNTED |
| EQ19 | TFTI | HOSE TEST STATION, BENCH TOP |
| EQ50 | GFGI | CART, JANITORIAL |
| EQ51 | GFGI | BUCKET, MOP, WITH WRINGER, 26 QUART |
| LOUNGE SEATING | | |
| LC01 | GFGI | LOUNGE LC CHAIR |
| SLEEPING QUARTERS | | |
| HF01 | GFGI | BED, NON-MEDICAL, SINGLE |
| HF02 | GFGI | CABINET, BEDSIDE |

# FFE SCHEDULE

| MARK | FFE_ACQ / INS CODE | DESCRIPTION |
|---|---|---|
| STORAGE | | |
| SB01 | GFGI | BOOKCASE W/ 5 ADJUSTABLE SHELVES - 36" x 15" x 72" |
| SC01 | GFGI | PRINTER CABINET w/ DOORS & PLASTIC LAMINATE TOP - 36" x 24" x 28" |
| SC02 | GFGI | PRINTER CABINET w/ DOORS & PLASTIC LAMINATE TOP - 42" x 24" x 28" |
| SC04 | GFGI | STORAGE CABINET w/ PERFORATED LOCKABLE DOORS - 36" x 18" x 72" |
| SC05 | GFGI | STORAGE CABINET w/ LOCKABLE DOORS - 36" x 24" x 72" |
| SF01 | GFGI | LATERAL FILE CABINET, 4 DRAWER |
| SF02 | GFGI | FILE CABINET, 4 DRAWER VERTICAL |
| SF03 | GFGI | FILE CABINET, 5 DRAWER VERTICAL |
| SL01 | GFGI | STORAGE LOCKER, DOUBLE MESH DOORS - 24" x 24" x 72" |
| SL04 | CFCI | LOCKER, PERSONAL, 2-TIER, STEEL w/ VENTED DOORS - 15" x 18" |
| SL05 | CFCI | PASS-THROUGH EVIDENCE LOCKER w/ VENTED DOORS, 30 x30 x30 |
| SN01 | GFGI | BULK STORAGE SHELVING RACK w/ WIRE DECKING - 72" x 24" x 72" |
| SN02 | GFGI | BULK STORAGE SHELVING RACK w/ WIRE DECKING - 72" x 24" x 96" |
| SN03 | GFGI | BULK STORAGE SHELVING RACK w/ WIRE DECKING - 72" x 48" x 96" |
| SN05 | GFGI | STORAGE CABINET, LOCAKABLE w/ SHELVES FOR NVG STORAGE - 36" x 24" x 57" |
| SN06 | GFGI | STORAGE CABINET, TOOL, LOCKABLE w/ SHELVING- 60" x 24" x 60" |
| SN07-1 | GFGI | STORAGE CABINET, FLAMMABLE - 24" x 18" x 65" |
| SN07-2 | GFGI | STORAGE CABINET, FLAMMABLE, 45 GAL - 43" x 18" x 65" |
| SN10 | TFTI | STORAGE CABINET FOR BENCH STOCK - 30" x 28" x 59" |
| SN11 | TFTI | CABINET, TOOLS w/ DRAWERS - 30" x 28" x 44" |
| SN14 | GFGI | BULK STORAGE SHELVING RACK w/ WIRE DECKING - 96" x 48" x 96" |
| SN51 | GFGI | STORAGE CABINET, LOCKABLE w/ SHELVES - 36" x 24" x 78" |
| SN52 | GFGI | STORAGE CABINET w/ LOCKABLE DOORS - 60" x 24" x 60" |
| SN53 | GFGI | STORAGE CABINET, TOOLS, LOCKABLE w/ SHELVES - 43" x 18" x 65" |
| SS10 | GFGI | OPEN STEEL SHELVING UNIT w/ 6 ADJUSTABLE SHELVES - 48" x 18" x 73" |
| SS11 | GFGI | OPEN STEEL SHELVING UNIT w/ 6 ADJUSTABLE SHELVES - 48" x 24" x 73" |
| SS12 | GFGI | OPEN STEEL SHELVING UNIT w/ 6 ADJUSTABLE SHELVES - 48" x 24" x 85" |
| SX01 | GFGI | STORAGE SX INDUSTRIAL SHELVING CAGED |
| SX02 | GFGI | STORAGE RACK, TUBING, WALL MOUNTED - 192" x 6" x 72" |
| SX03 | TFTI | RACKWEAPONS STORAGE SYSTEM RACK - 42" x 17" x 78" |
| SX04 | TFTI | STORAGE RACK, SHEET METAL - 60" x 32" x 48" |
| SX06 | GFGI | STORAGE SHELVING - PARTS MOBILE - 48" x 24" x 78" |
| SX07 | TFTI | STORAGE RACK, COMPOSITE REEL- 72" x 36" x 96" |
| TABLES | | |
| TB01 | GFGI | TABLE, BREAK - 72" x 36" x 29" |
| TC01 | GFGI | CONFERENCE TABLE - 72" x 40" x 29" |
| TC02 | GFGI | CONFERENCE TABLE - 84" x 40" x 29" |
| TC03 | GFGI | CONFERENCE TABLE - 96" x 40" x 29" |
| TN01 | GFGI | WORK TABLE w/ STEEL FRAME, SS WORK SURFACE, ADJUSTABLE LEGS - 72" x 30" x 38" |
| TN02 | GFGI | WORK TABLE w/ STEEL FRAME, SS WORK SURFACE, ADJUSTABLE LEGS w/ CASTERS - 96" x 48" x 38" |
| TN03 | GFGI | WORK TABLE w/ STEEL FRAME, SS WORK SURFACE w/ VINYL SELF-HEALING OVERLAY, ADJUSTABLE LEGS - 96" x 48" x 38" |
| TN04 | GFGI | WORK TABLE w/ STEEL FRAME, SS WORK SURFACE, ADJUSTABLE LEGS w/ CASTERS - 96" x 36" x 38" |
| TN05 | GFGI | WORK TABLE w/ STEEL FRAME, PLAM WORK SURFACE, ADJUSTABLE LEGS - 60" x 30" x 28" |
| TN07 | GFGI | WORK TABLE w/ STEEL FRAME, SS WORK SURFACE, ADJUSTABLE LEGS - 96" x 30" x 38" |
| TN25 | GFGI | WORKBENCH, METAL TOP w/ ESD COVER, 5 DRAWER UNIT L, 2 OH RISER SHELVES, ADJUSTABLE LEGS - 72" x 30" x 38" |
| TN50 | GFGI | WORKBENCH, SS TOP, 1 OH RISER SHELF, ADJUSTABLE LEGS - 72" x 30" x 38" |
| TN52 | GFGI | WORKBENCH, WOOD TOP, 4 DRAWER UNIT LEFT, ADJUSTABLE LEGS - 96" x 30" x 38" |
| TN53 | GFGI | WORKBENCH, WOOD TOP, 4 DRAWER UNIT RIGHT, ADJUSTABLE LEGS - 96" x 30" x 38" |
| TN54 | GFGI | WORKBENCH, WOOD TOP, 4 DRAWER UNIT LEFT, 1 OH RISER SHELF, ADJUSTABLE LEGS - 96" x 30" x 38" |
| TS01 | GFGI | TABLE, SUPPORT w/ PLASTIC LAMINATE TOP - 60" x 30" x 28" |
| TT01 | GFGI | TABLE, FOLDING / NESTING- 72" x 24" x 29" |
| TX01 | GFGI | TABLE, MAP w/ TILTING TOP - 60" x 30" x 29" |
| VENDING | | |
| VM01 | GFGI | VENDING MACHINE, SNACKS |
| VM02 | GFGI | VENDING MACHINE, DRINKS |
| VISUAL DISPLAY BOARDS | | |
| AV01-2 | GFGI | BULLETIN BOARD, 72" x 48" |
| AV01-3 | GFGI | BULLETIN BOARD, 48" x 48" |
| AV01-4 | GFGI | MARKER BOARD, 72" x 48" |
| AV01-5 | GFGI | MARKER BOARD, 48" x 48" |
| AV01-6 | GFGI | MARKER BOARD, 96" x 48" |

# FFE SCHEDULE LEGEND

**FFE ACQUISITION AND INSTALLATION RESPONSIBILITY:**

CFCI CONTRACTOR FURNISHED, CONTRACTOR INSTALLED
GFGI GOVERNMENT FURNISHED, GOVERNMENT INSTALLED
TFTI TENANT FURNISHED, TENANT INSTALLED

US Army Corps of Engineers®

| MARK | DESCRIPTION | DATE |
|---|---|---|

ISSUE DATE: SEPTEMBER 2023
SOLICITATION NO.: W91328-XX-X-XXXX
CONTRACT NO.: W91328-XX-X-XXXX
PROJECT NUMBER: PROJECT #
DESIGNED BY: BUSH
DRAWN BY: -
CHECKED BY: BUSH
SUBMITTED BY:
SIZE: ANSI D
FILE NAME: ARCH Revit Project Template_CESAM_2020.rvt

U.S. ARMY CORPS OF ENGINEERS
Mobile District
109 SAINT JOSEPH STREET
MOBILE AL 36602

DEPARTMENT OF THE ARMY
FACILITIES STANDARDIZATION PROGRAM
AI/N-COS MEDIUM STANDARD DESIGN AIRCRAFT MAINTENANCE HANGAR

EQUIPMENT SCHEDULES

SHEET ID
SD605

# ALSE1

ROOM DATA SHEET

| | |
|---|---|
| SPACE NAME | ALSE SHOP / LOCKERS |
| FUNCTIONAL AREA / SUBAREA | FA01 MAINTENANCE OPERATIONS : FA01E ALSE REPAIR |
| DESCRIPTION / USAGE | SHOP SPACE FOR INSPECTION, MAINTENANCE, AND STORAGE OF ALSE EQUIPMENT |
| PROGRAMMED AREA | SEE PLAN |
| OCCUPANT COUNT (FULL-TIME) | 2 |
| SPACE CATCODE | 211 16 |
| IBC / NFPA OCCUPANCY CATEGORY, USE CLASSIFICATION | B / BUSINESS |
| ARCHITECTURAL REQUIREMENTS | MINIMUM 60" DOUBLE DOOR ACCESS FROM COMMON CORRIDOR. MINIMUM 6'-0" LONG STAINLESS STEEL CUSTOMER SERVICE COUNTER WITH COILING SHUTTER. ALSE LOCKERS TO BE 30" X 30" X 30" PASS THROUGH EVIDENCE-STYLE LOCKERS, TRIPLE STACKED. REFER TO FLOOR PLANS FOR FFE. |
| MINIMUM CEILING HEIGHT / OVERHEAD CLEAR | 10'-0" |
| ACOUSTICAL REQUIREMENTS | STC40 |
| AUDIO / VIDEO REQUIREMENTS | - |
| SPECIAL EQUIPMENT | IN GSAB HANGARS, PROVIDE (2) CEILING SUPPORT POINTS CAPABLE OF SUPPORTING 500# FOR MAINTENANCE / TESTING OF EMERGANCY HOISTS. PROVIDE 2-TIER CLOTHES ROD. BOTTOM TIER TO BE REMOVABLE TO ALLOW DRYING OF MUSTANG SUITS. |
| SECURITY REQUIREMENTS | LOCKSET ON ENTRY DOORS |
| FIRE PROTECTION REQUIREMENTS | - |
| SPRINKLER HAZARD CLASSIFICATION | ORDINARY HAZARD - 0.2/2500SF, HOSE STREAM - 250GPM |
| NFPA HAZARD CLASSIFICATION (MINIMUM) | - |
| PLUMBING REQUIREMENTS | STAINLESS STEEL UTILITY SINK WITH EMERGENCY EYEWASH. PROVIDE FLOOR DRAIN UNDER SUIT DRYING HANGING RODS. |
| GASES / AIR REQUIREMENTS | 2 LOW PRESSURE HIGH VOLUME DROPS (MOISTURE AND OIL FREE) WITH DEDICATED ISOLATION VALVE IN SHOP. |
| MECHANICAL REQUIREMENTS | AVIONICS/ELECTRICAL REPAIR EXHAUST - SPECIALIZED EXHAUST SYSTEM REQUIRED PER UFC 4-211-01 CHAPTER 3. 3-5.3.1.3 AVIONICS/ELECTRICAL REPAIR EXHAUST |
| MECHANICAL AIRFLOW SUPPLY, EXHAUST | EXHAUST 0.5 CFM/SF |
| REQUIRED AIR BALANCE | - |
| MINIMUM HUMIDITY | - |
| MAXIMUM HUMIDITY | MAXIMUM OF 55ºF (12.8ºC) DEW POINT. TAKE INTO ACCOUNT THE MOISTURE GAIN IN THE SPACE. |
| MINIMUM TEMPERATURE (HEATING) | PROVIDE IAW UFC 4-211-01 3-5.1 HVAC. 68ºF (20ºC) DB. DURING UNOCCUPIED HOURS, SET TEMPERATURES NO HIGHER THAN 55ºF (12.8ºC). |
| MAXIMUM TEMPERATURE (COOLING) | PROVIDE IAW UFC 4-211-01 3-5.1 HVAC 78ºF (26ºC) DB AND A MAX 55ºF (12.8ºC) DP. DURING UNOCCUPIED, NO LOWER THAN 85ºF (29.4ºC). |
| TEMPERATURE OVERRIDES | - |
| OUTSIDE AIRFLOW | OA - 7.5 CFM/PERSON +0.12CFM/SF (LIGHT ASSEMBLY) OR EXHAUST CFM + 10%, WHICHEVER GREATER |
| ELECTRICAL REQUIREMENTS | DEDICATED 208/120V PANEL TO SERVE ALL LOADS IN THIS SPACE. PROVIDE GROUNDING BAR AT EACH WORKBENCH. |
| LIGHTING SYSTEMS REQUIREMENTS | - |
| TELECOMMUNICATIONS / ELECTRONIC SYSTEMS REQUIREMENTS | NIPR / LIS AT WORKBENCHES AND SERVICE COUNTER. |
| MISCELLANEOUS SYSTEMS REQUIREMENTS | - |

# ALSE2

ROOM DATA SHEET

| | |
|---|---|
| SPACE NAME | ALSE OVERWATER EQUIPMENT TESTING |
| FUNCTIONAL AREA / SUBAREA | FA01 MAINTENANCE OPERATIONS : FA01E ALSE REPAIR |
| DESCRIPTION / USAGE | ALSE OVERWATER EQUIPMENT TESTING |
| PROGRAMMED AREA | SEE PLAN |
| OCCUPANT COUNT (FULL-TIME) | 0 |
| SPACE CATCODE | 211 16 |
| IBC / NFPA OCCUPANCY CATEGORY, USE CLASSIFICATION | B / BUSINESS |
| ARCHITECTURAL REQUIREMENTS | REFER TO FLOOR PLANS FOR FFE. |
| MINIMUM CEILING HEIGHT / OVERHEAD CLEAR | 9'-0" |
| ACOUSTICAL REQUIREMENTS | STC40 |
| AUDIO / VIDEO REQUIREMENTS | - |
| SPECIAL EQUIPMENT | - |
| SECURITY REQUIREMENTS | - |
| FIRE PROTECTION REQUIREMENTS | - |
| SPRINKLER HAZARD CLASSIFICATION | LIGHT - 0.1/1500 @30FT CEILINGS, HOSE STREAM - 250GPM |
| NFPA HAZARD CLASSIFICATION (MINIMUM) | - |
| PLUMBING REQUIREMENTS | - |
| GASES / AIR REQUIREMENTS | - |
| MECHANICAL REQUIREMENTS | - |
| MECHANICAL AIRFLOW SUPPLY, EXHAUST | EXHAUST 0.5 CFM/SF |
| REQUIRED AIR BALANCE | - |
| MINIMUM HUMIDITY | - |
| MAXIMUM HUMIDITY | MAXIMUM OF 55ºF (12.8ºC) DEW POINT. TAKE INTO ACCOUNT THE MOISTURE GAIN IN THE SPACE. |
| MINIMUM TEMPERATURE (HEATING) | PROVIDE IAW UFC 4-211-01 3-5.1 HVAC. 68ºF (20ºC) DB. DURING UNOCCUPIED HOURS, SET TEMPERATURES NO HIGHER THAN 55ºF (12.8ºC). |
| MAXIMUM TEMPERATURE (COOLING) | PROVIDE IAW UFC 4-211-01 3-5.1 HVAC 78ºF (26ºC) DB AND A MAX 55ºF (12.8ºC) DP. DURING UNOCCUPIED, NO LOWER THAN 85ºF (29.4ºC). |
| TEMPERATURE OVERRIDES | - |
| OUTSIDE AIRFLOW | - |
| ELECTRICAL REQUIREMENTS | - |
| LIGHTING SYSTEMS REQUIREMENTS | VERIFY REQUIRED fc WITH UNIT. |
| TELECOMMUNICATIONS / ELECTRONIC SYSTEMS REQUIREMENTS | - |
| MISCELLANEOUS SYSTEMS REQUIREMENTS | - |

# BAY01

ROOM DATA SHEET

| | |
|---|---|
| SPACE NAME | AIRCRAFT MAINTENANCE BAY |
| FUNCTIONAL AREA / SUBAREA | FA01 MAINTENANCE OPERATIONS : FA01A MAINTENANCE BAY |
| DESCRIPTION / USAGE | HEATED AND VENTILATED WORK AREA FOR THE INSPECTION, MAINTENANCE, REPAIR AND MODIFICATION OF ROTARY-WING AIRCRAFT. |
| PROGRAMMED AREA | SEE PLAN VARIES BY UNIT TYPE |
| OCCUPANT COUNT (FULL-TIME) | |
| SPACE CATCODE | 211 14 |
| IBC / NFPA OCCUPANCY CATEGORY, USE CLASSIFICATION | S / INDUSTRIAL |
| ARCHITECTURAL REQUIREMENTS | PROVIDE HANGAR DOORS WITH A MINIMUM 28' CLEAR VERTICAL OPENING: EITHER MOTORIZED VERTICAL LIFT OR HORIZONTAL ROLLING DOOR ARE ALLOWED. HANGAR DOOR CONFIGURATION MUST PROVIDE NO LESS THAN 50% OF THE HANGAR MAINTENANCE BAY ACCESSIBLE FOR AIRCRAFT MOVEMENT SIMULTANEOUSLY. REFER TO FLOOR PLANS FOR FFE. |
| MINIMUM CEILING HEIGHT / OVERHEAD CLEAR | 31'-0" MIN. HOOK HEIGHT |
| ACOUSTICAL REQUIREMENTS | - |
| AUDIO / VIDEO REQUIREMENTS | - |
| SPECIAL EQUIPMENT | PROVIDE 10-TON BRIDGE CRANE(S) OVER ALL MAINTENANCE MODULES w/ 31'-0" MIN. HOOK HEIGHT. WHERE HANGARS HAVE >4 AIRCRAFT MAINTENANCE MODULES, PROVIDE AT LEAST ONE CRANE FOR EVERY FOUR (4) AIRCRAFT MAINTENANCE MODULES. |
| SECURITY REQUIREMENTS | PROVIDE CCTV CAMERA COVERAGE FOR EACH AIRCRAFT MAINTENANCE MODULE FOR MONITORING FROM PC/QC. MAN DOORS FROM FLIGHT LINE TO BE OFFICE FUNCTION CAPABLE OF REMAINING UNLOCAKED AND OPERABLE FROM EXTERIOR DURING NORMAL OPERATIONS AND SECURED WHEN NECESSARY. |
| FIRE PROTECTION REQUIREMENTS | FOR THE PURPOSES OF FIRE PROTECTION AND CODE ANALYSIS, AIRCRAFT IS CONSIDERED FUELED. PROVIDE PER UFC 4-211-01 CHAPTER 3 AND 6 (ARMY). |
| SPRINKLER HAZARD CLASSIFICATION | EXTRA HAZARD - SPECIAL (HANGAR) 0.2GPM/SF/5000SF, HOSE STREAM - 500 GPM |
| NFPA HAZARD CLASSIFICATION (MINIMUM) | CLASS I DIVISION II UP TO 18" AFF |
| PLUMBING REQUIREMENTS | PROVIDE IAW UFC 4-211-01 - 3-5.5 PLUMBING. PROVIDE HOSE BIBB AND FLOOR DRAIN AT ALL UTILITY STANDS. |
| GASES / AIR REQUIREMENTS | PROVIDE COMPRESSED AIR DROPS ON EACH AIRCRAFT UTILITY PEDESTAL WITH CONNECTORS SUITABLE FOR USER EQUIPMENT. PROVIDE DEDICATED ISOLATION VALVE. |
| MECHANICAL REQUIREMENTS | HEATED AND VENTILATED. SPECIALIZED EXHAUST SYSTEM IS REQUIRED. PROVIDE PER UFC 4-211-01 CHAPTER 3, 4 AND 6. COORDINATE WITH SPRINKLERS IN ACCORDANCE WITH THE REQUIREMENTS OF NFPA 13. |
| MECHANICAL AIRFLOW SUPPLY, EXHAUST | THERMOSTATIC CONTROL SWITCH ACTIVATED BY HANGAR DOOR TO SHUTOFF HEATING IF OA TEMP IS ABOVE 40ºF. MAY REQUIRE AIR CONDITIONED HANGAR BAY FOR CERTAIN AIRCRAFT IN WARMER CLIMATES. MAY REQUIRE OVERHEAD RADIANT HEATING. MAY REQUIRE HANGAR DOOR TRACK HEATING SYSTEM IN COLDER CLIMATES. |
| REQUIRED AIR BALANCE | -- |
| MINIMUM HUMIDITY | - |
| MAXIMUM HUMIDITY | - |
| MINIMUM TEMPERATURE (HEATING) | 68ºF (20ºC) DB AT 99% DB OUTDOOR DESIGN TEMPERATURE WHEN NECESSARY FOR MAINTENANCE OPERATIONS, OTHERWISE 55ºF (12.8ºC) DB. DURING UNOCCUPIED HOURS, 40ºF (4.4ºC) AT 99% DB OUTDOOR DESIGN TEMPERATURE. IF THE OUTSIDE AIR TEMPERATURE IS BELOW 40ºF (4.4ºC) OPERATE THE RADIANT HEATING SYSTEM REGARDLESS OF HANGAR DOOR POSITION. |
| MAXIMUM TEMPERATURE (COOLING) | PROVIDE IAW UFC 4-211-01 3-5.1 HVAC & 3-5.4 AIR CONDITIONING. |
| TEMPERATURE OVERRIDES | - |
| OUTSIDE AIRFLOW | VENTILATE THE HANGAR IAW UFC 4-211-01. |
| ELECTRICAL REQUIREMENTS | LOCATE UTILITY PEDESTALS BETWEEN MAINTENANCE MODULE AS SHOWN ON PLANS, EACH WITH 400 HZ AND 28 DC POWER. EACH PEDESTAL TO HAVE TWO (2) 400HZ CABLE REELS WITH 75' CABLE LENGTH EACH. PROVIDE 60A/480V/3Ø, 30A/208V/3Ø AND TWO (2) QUAD GFI 120V RECEPTACLES. PROVIDE AIRCRAFT GROUNDING IN ACCORDANCE WITH UFC 3-575-01. |
| LIGHTING SYSTEMS REQUIREMENTS | - |
| TELECOMMUNICATIONS / ELECTRONIC SYSTEMS REQUIREMENTS | PROVIDE TWO (2) EACH NIPR / LIS DROPS AT EACH UTILITY PEDESTAL. PROVIDE A WAP OUTLET FOR EACH AIRCRAFT PARKING MODULE. PROVIDE WAP OUTLETS NEAR THE HANGAR DOORS OR ON THE EXTERIOR OF THE FACILITY APRON COVERAGE. |
| MISCELLANEOUS SYSTEMS REQUIREMENTS | - |

# CONF1

ROOM DATA SHEET

| | |
|---|---|
| SPACE NAME | CONFERENCE |
| FUNCTIONAL AREA / SUBAREA | FA02 AVIATION UNIT OPERATIONS : FA02B FLIGHT OPS |
| DESCRIPTION / USAGE | SMALL CONFERENCE ROOM |
| PROGRAMMED AREA | SEE PLAN |
| OCCUPANT COUNT (FULL-TIME) | 0 |
| SPACE CATCODE | 141 12 |
| IBC / NFPA OCCUPANCY CATEGORY, USE CLASSIFICATION | B / BUSINESS |
| ARCHITECTURAL REQUIREMENTS | REFER TO FLOOR PLANS FOR FFE. |
| MINIMUM CEILING HEIGHT / OVERHEAD CLEAR | 9'-0" |
| ACOUSTICAL REQUIREMENTS | STC45 |
| AUDIO / VIDEO REQUIREMENTS | PROVIDE (1) TV MOUNT WITH HDMI CONNCECTION IN WALL BEHIND TV AND IN FLOOR BOX UNDER CONFERENCE TABLE |
| SPECIAL EQUIPMENT | - |
| SECURITY REQUIREMENTS | - |
| FIRE PROTECTION REQUIREMENTS | - |
| SPRINKLER HAZARD CLASSIFICATION | LIGHT - 0.1/1500 @30FT CEILINGS, HOSE STREAM - 250GPM |
| NFPA HAZARD CLASSIFICATION (MINIMUM) | - |
| PLUMBING REQUIREMENTS | - |
| GASES / AIR REQUIREMENTS | - |
| MECHANICAL REQUIREMENTS | - |
| MECHANICAL AIRFLOW SUPPLY, EXHAUST | - |
| REQUIRED AIR BALANCE | 0 |
| MINIMUM HUMIDITY | - |
| MAXIMUM HUMIDITY | MAXIMUM OF 55ºF (12.8ºC) DEW POINT. TAKE INTO ACCOUNT THE MOISTURE GAIN IN THE SPACE. |
| MINIMUM TEMPERATURE (HEATING) | PROVIDE IAW UFC 4-211-01 3-5.1 HVAC. 68ºF (20ºC) DB. DURING UNOCCUPIED HOURS, SET TEMPERATURES NO HIGHER THAN 55ºF (12.8ºC). |
| MAXIMUM TEMPERATURE (COOLING) | PROVIDE IAW UFC 4-211-01 3-5.1 HVAC 78ºF (26ºC) DB AND A MAX 55ºF (12.8ºC) DP. DURING UNOCCUPIED, NO LOWER THAN 85ºF (29.4ºC). |
| TEMPERATURE OVERRIDES | - |
| OUTSIDE AIRFLOW | OA - 5 CFM/PERSON +0.06CFM/SF (OFFICE) |
| ELECTRICAL REQUIREMENTS | - |
| LIGHTING SYSTEMS REQUIREMENTS | DIMMABLE LIGHTING |
| TELECOMMUNICATIONS / ELECTRONIC SYSTEMS REQUIREMENTS | NIPR |
| MISCELLANEOUS SYSTEMS REQUIREMENTS | - |

US Army Corps of Engineers®

| MARK | DESCRIPTION | DATE |
|---|---|---|

ISSUE DATE: SEPTEMBER 2023
SOLICITATION NO.: W91328-XX-X-XXXX
CONTRACT NO.: W91328-XX-X-XXXX
PROJECT NUMBER: PROJECT #
DESIGNED BY: BUSH
DRAWN BY: -
CHECKED BY: BUSH
SUBMITTED BY:
SIZE: ANSI D
FILE NAME: ARCH Revit Project Template_CESAM_2020.rvt

U.S. ARMY CORPS OF ENGINEERS
Mobile District
109 SAINT JOSEPH STREET
MOBILE AL 36602

DEPARTMENT OF THE ARMY
FACILITIES STANDARDIZATION PROGRAM
AVN-COS MEDIUM STANDARD DESIGN AIRCRAFT MAINTENANCE HANGAR

ROOM DATA SHEETS

SHEET ID
SD801

# CONF2

ROOM DATA SHEET

| | |
|---|---|
| SPACE NAME | PILOT BRIEFING ROOM |
| FUNCTIONAL AREA / SUBAREA | FA02 AVIATION UNIT OPERATIONS : FA02B FLIGHT OPS |
| DESCRIPTION / USAGE | MEETING ROOM SUITABLE FOR SEMINAR-TYPE MISSION AND SAFETY BRIEFINGS, EXAMINATIONS OR INSTRUCTIONAL CLASSES. |
| PROGRAMMED AREA | SEE PLAN |
| OCCUPANT COUNT (FULL-TIME) | 100 |
| SPACE CATCODE | 141 12 |
| IBC / NFPA OCCUPANCY CATEGORY, USE CLASSIFICATION | A / ASSEMBLY |
| ARCHITECTURAL REQUIREMENTS | PROVIDE ACOUSTIC MOVEABLE PARTITION TO SEPARATE ROOM INTO 1/3-2/3 CONFIGURATION (STC45 MINIMUM) REFER TO FLOOR PLANS FOR FFE. |
| MINIMUM CEILING HEIGHT / OVERHEAD CLEAR | 10'-0" |
| ACOUSTICAL REQUIREMENTS | STC45 |
| AUDIO / VIDEO REQUIREMENTS | PROVIDE AUDIO VISUAL SYSTEM WITH CONTROL CONSOLE AT LECTERN. |
| SPECIAL EQUIPMENT | - |
| SECURITY REQUIREMENTS | - |
| FIRE PROTECTION REQUIREMENTS | - |
| SPRINKLER HAZARD CLASSIFICATION | LIGHT - 0.1/1500 @30FT CEILINGS, HOSE STREAM - 250GPM |
| NFPA HAZARD CLASSIFICATION (MINIMUM) | - |
| PLUMBING REQUIREMENTS | - |
| GASES / AIR REQUIREMENTS | - |
| MECHANICAL REQUIREMENTS | - |
| MECHANICAL AIRFLOW SUPPLY, EXHAUST | - |
| REQUIRED AIR BALANCE | 0 |
| MINIMUM HUMIDITY | - |
| MAXIMUM HUMIDITY | MAXIMUM OF 55ºF (12.8ºC) DEW POINT. TAKE INTO ACCOUNT THE MOISTURE GAIN IN THE SPACE. |
| MINIMUM TEMPERATURE (HEATING) | PROVIDE IAW UFC 4-211-01 3-5.1 HVAC. 68ºF (20ºC) DB. DURING UNOCCUPIED HOURS, SET TEMPERATURES NO HIGHER THAN 55ºF (12.8ºC). |
| MAXIMUM TEMPERATURE (COOLING) | PROVIDE IAW UFC 4-211-01 3-5.1 HVAC 78ºF (26ºC) DB AND A MAX 55ºF (12.8ºC) DP. DURING UNOCCUPIED, NO LOWER THAN 85ºF (29.4ºC). |
| TEMPERATURE OVERRIDES | - |
| OUTSIDE AIRFLOW | OA - 5 CFM/PERSON +0.06CFM/SF (OFFICE) |
| ELECTRICAL REQUIREMENTS | PROVIDE OUTLET FOR WALL MOUNTED DIGITAL CLOCK. |
| LIGHTING SYSTEMS REQUIREMENTS | DIMMABLE LIGHTING |
| TELECOMMUNICATIONS / ELECTRONIC SYSTEMS REQUIREMENTS | NIPR. PROVIDE ADDITIONAL OUTLETS (NIPR AND LIS) ALONG PERIMETER WALLS AND NEAR THE LECTERN. |
| MISCELLANEOUS SYSTEMS REQUIREMENTS | - |

# CONFS

ROOM DATA SHEET

| | |
|---|---|
| SPACE NAME | SECURE FLIGHT PLANNING |
| FUNCTIONAL AREA / SUBAREA | FA02 AVIATION UNIT OPERATIONS : FA02B FLIGHT OPS |
| DESCRIPTION / USAGE | SECURE CONFERENCE / WORK ROOM |
| PROGRAMMED AREA | SEE PLAN |
| OCCUPANT COUNT (FULL-TIME) | 0 |
| SPACE CATCODE | 141 12 |
| IBC / NFPA OCCUPANCY CATEGORY, USE CLASSIFICATION | B / BUSINESS |
| ARCHITECTURAL REQUIREMENTS | REFER TO FLOOR PLANS FOR FFE. |
| MINIMUM CEILING HEIGHT / OVERHEAD CLEAR | 9'-0" |
| ACOUSTICAL REQUIREMENTS | STC50 |
| AUDIO / VIDEO REQUIREMENTS | PROVIDE (1) TV MOUNT WITH HDMI CONNCECTION IN WALL BEHIND TV AND IN FLOOR BOX UNDER CONFERENCE TABLE |
| SPECIAL EQUIPMENT | - |
| SECURITY REQUIREMENTS | SECURITY LOCK SET |
| FIRE PROTECTION REQUIREMENTS | - |
| SPRINKLER HAZARD CLASSIFICATION | LIGHT - 0.1/1500 @30FT CEILINGS, HOSE STREAM - 250GPM |
| NFPA HAZARD CLASSIFICATION (MINIMUM) | - |
| PLUMBING REQUIREMENTS | - |
| GASES / AIR REQUIREMENTS | - |
| MECHANICAL REQUIREMENTS | DUCTS EXCEEDING 96 SQ INCHES REQUIRE MANBARS/GRILLS/SOUND BAFFLES, DIELECTRIC BREAKS FOR METALLIC PENETRATIONS PER UFC 4-010-015 |
| MECHANICAL AIRFLOW SUPPLY, EXHAUST | - |
| REQUIRED AIR BALANCE | 0 |
| MINIMUM HUMIDITY | - |
| MAXIMUM HUMIDITY | MAXIMUM OF 55ºF (12.8ºC) DEW POINT. TAKE INTO ACCOUNT THE MOISTURE GAIN IN THE SPACE. |
| MINIMUM TEMPERATURE (HEATING) | PROVIDE IAW UFC 4-211-01 3-5.1 HVAC. 68ºF (20ºC) DB. DURING UNOCCUPIED HOURS, SET TEMPERATURES NO HIGHER THAN 55ºF (12.8ºC). |
| MAXIMUM TEMPERATURE (COOLING) | PROVIDE IAW UFC 4-211-01 3-5.1 HVAC 78ºF (26ºC) DB AND A MAX 55ºF (12.8ºC) DP. DURING UNOCCUPIED, NO LOWER THAN 85ºF (29.4ºC). |
| TEMPERATURE OVERRIDES | - |
| OUTSIDE AIRFLOW | OA - 5 CFM/PERSON +0.06CFM/SF (OFFICE) |
| ELECTRICAL REQUIREMENTS | PROVIDE OUTLET FOR WALL MOUNTED DIGITAL CLOCK. |
| LIGHTING SYSTEMS REQUIREMENTS | DIMMABLE LIGHTING |
| TELECOMMUNICATIONS / ELECTRONIC SYSTEMS REQUIREMENTS | NIPR / SIPR / LIS |
| MISCELLANEOUS SYSTEMS REQUIREMENTS | - |

# CORR1

ROOM DATA SHEET

| | |
|---|---|
| SPACE NAME | CORRIDOR |
| FUNCTIONAL AREA / SUBAREA | FA03 NET-TO-GROSS AREA : FA03C CIRCULATION |
| DESCRIPTION / USAGE | COMMON CORRIDOR |
| PROGRAMMED AREA | SEE PLAN |
| OCCUPANT COUNT (FULL-TIME) | 0 |
| SPACE CATCODE | 211 10 |
| IBC / NFPA OCCUPANCY CATEGORY, USE CLASSIFICATION | B / BUSINESS |
| ARCHITECTURAL REQUIREMENTS | REFER TO FLOOR PLANS FOR FFE. |
| MINIMUM CEILING HEIGHT / OVERHEAD CLEAR | 9'-0" |
| ACOUSTICAL REQUIREMENTS | - |
| AUDIO / VIDEO REQUIREMENTS | - |
| SPECIAL EQUIPMENT | - |
| SECURITY REQUIREMENTS | - |
| FIRE PROTECTION REQUIREMENTS | - |
| SPRINKLER HAZARD CLASSIFICATION | LIGHT - 0.1/1500 @30FT CEILINGS, HOSE STREAM - 250GPM |
| NFPA HAZARD CLASSIFICATION (MINIMUM) | - |
| PLUMBING REQUIREMENTS | - |
| GASES / AIR REQUIREMENTS | - |
| MECHANICAL REQUIREMENTS | - |
| MECHANICAL AIRFLOW SUPPLY, EXHAUST | - |
| REQUIRED AIR BALANCE | ++ |
| MINIMUM HUMIDITY | - |
| MAXIMUM HUMIDITY | MAXIMUM OF 55ºF (12.8ºC) DEW POINT. TAKE INTO ACCOUNT THE MOISTURE GAIN IN THE SPACE. |
| MINIMUM TEMPERATURE (HEATING) | PROVIDE IAW UFC 4-211-01 3-5.1 HVAC. 68ºF (20ºC) DB. DURING UNOCCUPIED HOURS, SET TEMPERATURES NO HIGHER THAN 55ºF (12.8ºC). |
| MAXIMUM TEMPERATURE (COOLING) | PROVIDE IAW UFC 4-211-01 3-5.1 HVAC 78ºF (26ºC) DB AND A MAX 55ºF (12.8ºC) DP. DURING UNOCCUPIED, NO LOWER THAN 85ºF (29.4ºC). |
| TEMPERATURE OVERRIDES | - |
| OUTSIDE AIRFLOW | OA - 5 CFM/PERSON +0.06CFM/SF (OFFICE) |
| ELECTRICAL REQUIREMENTS | - |
| LIGHTING SYSTEMS REQUIREMENTS | - |
| TELECOMMUNICATIONS / ELECTRONIC SYSTEMS REQUIREMENTS | - |
| MISCELLANEOUS SYSTEMS REQUIREMENTS | - |

# CORR2

ROOM DATA SHEET

| | |
|---|---|
| SPACE NAME | VESTIBULE |
| FUNCTIONAL AREA / SUBAREA | FA03 NET-TO-GROSS AREA : FA03C CIRCULATION |
| DESCRIPTION / USAGE | ENTRY VESTIBULE |
| PROGRAMMED AREA | SEE PLAN |
| OCCUPANT COUNT (FULL-TIME) | |
| SPACE CATCODE | 211 10 |
| IBC / NFPA OCCUPANCY CATEGORY, USE CLASSIFICATION | B / BUSINESS |
| ARCHITECTURAL REQUIREMENTS | PROVIDE RECESSED WALK OFF MAT |
| MINIMUM CEILING HEIGHT / OVERHEAD CLEAR | 9'-0" |
| ACOUSTICAL REQUIREMENTS | - |
| AUDIO / VIDEO REQUIREMENTS | - |
| SPECIAL EQUIPMENT | - |
| SECURITY REQUIREMENTS | - |
| FIRE PROTECTION REQUIREMENTS | - |
| SPRINKLER HAZARD CLASSIFICATION | LIGHT - 0.1/1500 @30FT CEILINGS, HOSE STREAM - 250GPM |
| NFPA HAZARD CLASSIFICATION (MINIMUM) | - |
| PLUMBING REQUIREMENTS | - |
| GASES / AIR REQUIREMENTS | - |
| MECHANICAL REQUIREMENTS | MIN OA PER ASHRAE 62.1. EMERGENCY HVAC SHUTDOWN SWITCH LOCATED IN LOBBY OR ENTRANCE(S) OF THE BUILDING |
| MECHANICAL AIRFLOW SUPPLY, EXHAUST | - |
| REQUIRED AIR BALANCE | + |
| MINIMUM HUMIDITY | - |
| MAXIMUM HUMIDITY | MAXIMUM OF 55ºF (12.8ºC) DEW POINT. TAKE INTO ACCOUNT THE MOISTURE GAIN IN THE SPACE. |
| MINIMUM TEMPERATURE (HEATING) | PROVIDE IAW UFC 4-211-01 3-5.1 HVAC. 68ºF (20ºC) DB. DURING UNOCCUPIED HOURS, SET TEMPERATURES NO HIGHER THAN 55ºF (12.8ºC). |
| MAXIMUM TEMPERATURE (COOLING) | PROVIDE IAW UFC 4-211-01 3-5.1 HVAC 78ºF (26ºC) DB AND A MAX 55ºF (12.8ºC) DP. DURING UNOCCUPIED, NO LOWER THAN 85ºF (29.4ºC). |
| TEMPERATURE OVERRIDES | - |
| OUTSIDE AIRFLOW | OA - 5 CFM/PERSON +0.06CFM/SF (OFFICE) |
| ELECTRICAL REQUIREMENTS | - |
| LIGHTING SYSTEMS REQUIREMENTS | - |
| TELECOMMUNICATIONS / ELECTRONIC SYSTEMS REQUIREMENTS | - |
| MISCELLANEOUS SYSTEMS REQUIREMENTS | - |

US Army Corps of Engineers®

| MARK | DESCRIPTION | DATE |
|---|---|---|

ISSUE DATE: SEPTEMBER 2023
SOLICITATION NO.: W91328-XX-X-XXXX
CONTRACT NO.: W91328-XX-X-XXXX
PROJECT NUMBER: PROJECT #
DESIGNED BY: BUSH
DRAWN BY: -
CHECKED BY: BUSH
SUBMITTED BY: -
SIZE: ANSI D
FILE NAME: ARCH Revit Project Template_CESAM_2020.rvt

U.S. ARMY CORPS OF ENGINEERS
Mobile District
109 SAINT JOSEPH STREET
MOBILE AL 36602

DEPARTMENT OF THE ARMY
FACILITIES STANDARDIZATION PROGRAM
AVN-COS MEDIUM STANDARD DESIGN AIRCRAFT MAINTENANCE HANGAR

ROOM DATA SHEETS

SHEET ID

SD802

| | CORR3 | CORR4 | ELEC1 | ELEC2 |
|---|---|---|---|---|
| | ROOM DATA SHEET | ROOM DATA SHEET | ROOM DATA SHEET | ROOM DATA SHEET |
| SPACE NAME | CORRIDOR | AIR LOCK | PRIMARY ELECTRICAL ROOM | BRANCH ELECTRICAL |
| FUNCTIONAL AREA / SUBAREA | FA01 MAINTENANCE OPERATIONS : FA01D COMPONENT REPAIR SHOPS | FA01 MAINTENANCE OPERATIONS : FA01D COMPONENT REPAIR SHOPS | FA03 NET-TO-GROSS AREA : FA03B BUILDING SUPPORT | FA03 NET-TO-GROSS AREA : FA03B BUILDING SUPPORT |
| DESCRIPTION / USAGE | STRUCTURAL SHOP AND BLADE/COMPOSITE ACCESS CORRIDOR | AIR LOCK BETWEEN STRUCTURAL SHOP AND BLADE/COMPOSITE ACCESS CORRIDOR | PRIMARY ELECTRICAL ROOM | BRANCH ELECTRICAL ROOM |
| PROGRAMMED AREA | SEE PLAN | SEE PLAN | SEE PLAN | SEE PLAN |
| OCCUPANT COUNT (FULL-TIME) | | | 0 | 0 |
| SPACE CATCODE | 211 16 | 211 10 | 211 10 | 211 10 |
| IBC / NFPA OCCUPANCY CATEGORY, USE CLASSIFICATION | F / INDUSTRIAL | F / INDUSTRIAL | B / BUSINESS | B / BUSINESS |
| ARCHITECTURAL REQUIREMENTS | - | - | - | - |
| MINIMUM CEILING HEIGHT / OVERHEAD CLEAR | 9'-0" | 9'-0" | 12'-0" | 12'-0" |
| ACOUSTICAL REQUIREMENTS | - | - | - | - |
| AUDIO / VIDEO REQUIREMENTS | - | - | - | - |
| SPECIAL EQUIPMENT | - | - | - | - |
| SECURITY REQUIREMENTS | - | - | - | - |
| FIRE PROTECTION REQUIREMENTS | - | - | - | - |
| SPRINKLER HAZARD CLASSIFICATION | ORDINARY HAZARD - 0.2/2500SF, HOSE STREAM - 250GPM | ORDINARY HAZARD - 0.2/2500SF, HOSE STREAM - 250GPM | ORDINARY HAZARD - 0.2/2500SF, HOSE STREAM - 250GPM | ORDINARY HAZARD - 0.2/2500SF, HOSE STREAM - 250GPM |
| NFPA HAZARD CLASSIFICATION (MINIMUM) | - | - | - | - |
| PLUMBING REQUIREMENTS | - | - | NO PLUMBING ALLOWED ROUTED OVER ELECTRICAL ROOMS. PROVIDE IAW UFC 4-211-01 | NO PLUMBING ALLOWED ROUTED OVER ELECTRICAL ROOMS. PROVIDE IAW UFC 4-211-02 |
| GASES / AIR REQUIREMENTS | - | - | - | - |
| MECHANICAL REQUIREMENTS | - | - | PROVIDE DEDICATED HVAC SYSTEM | PROVIDE DEDICATED HVAC SYSTEM |
| MECHANICAL AIRFLOW SUPPLY, EXHAUST | - | - | - | - |
| REQUIRED AIR BALANCE | 0 | ++ | 0 | 0 |
| MINIMUM HUMIDITY | - | - | - | - |
| MAXIMUM HUMIDITY | - | - | 50% RH. - VERIFY SPECIFIC RH REQUIREMENTS FOR SPECIFIC ELECTRICAL EQUIPMENT | 50% RH. - VERIFY SPECIFIC RH REQUIREMENTS FOR SPECIFIC ELECTRICAL EQUIPMENT |
| MINIMUM TEMPERATURE (HEATING) | - | - | - | - |
| MAXIMUM TEMPERATURE (COOLING) | - | - | 72ºF DRY BULB (DB) AND 50% RH. - VERIFY SPECIFIC RH REQUIREMENTS FOR SPECIFIC ELECTRICAL EQUIPMENT | 72ºF DRY BULB (DB) AND 50% RH. - VERIFY SPECIFIC RH REQUIREMENTS FOR SPECIFIC ELECTRICAL EQUIPMENT |
| TEMPERATURE OVERRIDES | - | - | - | - |
| OUTSIDE AIRFLOW | - | - | - | - |
| ELECTRICAL REQUIREMENTS | - | - | - | - |
| LIGHTING SYSTEMS REQUIREMENTS | - | - | - | - |
| TELECOMMUNICATIONS / ELECTRONIC SYSTEMS REQUIREMENTS | - | - | - | - |
| MISCELLANEOUS SYSTEMS REQUIREMENTS | - | - | - | - |

US Army Corps of Engineers®

| MARK | DESCRIPTION | DATE |
|---|---|---|

ISSUE DATE: SEPTEMBER 2023
SOLICITATION NO.: W91328-XX-X-XXXX
CONTRACT NO.: W91328-XX-X-XXXX
PROJECT NUMBER: PROJECT #
DESIGNED BY: BUSH
DRAWN BY: -
CHECKED BY: BUSH
SUBMITTED BY: -
SIZE: ANSI D
FILE NAME: ARCH Revit Project Template_CESAM_2020.rvt

U.S. ARMY CORPS OF ENGINEERS
Mobile District
109 SAINT JOSEPH STREET
MOBILE AL 36602

DEPARTMENT OF THE ARMY
FACILITIES STANDARDIZATION PROGRAM
AVN-COS MEDIUM STANDARD DESIGN AIRCRAFT MAINTENANCE HANGAR

ROOM DATA SHEETS

SHEET ID
SD803

# ELEV1

ROOM DATA SHEET

| | |
|---|---|
| SPACE NAME | ELEVATOR |
| FUNCTIONAL AREA / SUBAREA | FA03 NET-TO-GROSS AREA : FA03C CIRCULATION |
| DESCRIPTION / USAGE | ELEVATOR |
| PROGRAMMED AREA | SEE PLAN |
| OCCUPANT COUNT (FULL-TIME) | 0 |
| SPACE CATCODE | 211 10 |
| IBC / NFPA OCCUPANCY CATEGORY, USE CLASSIFICATION | B / BUSINESS |
| ARCHITECTURAL REQUIREMENTS | MINIMUM 42" WIDE X 84" HIGH ENTRANCE WIDTH |
| MINIMUM CEILING HEIGHT / OVERHEAD CLEAR | 8'-0" |
| ACOUSTICAL REQUIREMENTS | - |
| AUDIO / VIDEO REQUIREMENTS | - |
| SPECIAL EQUIPMENT | - |
| SECURITY REQUIREMENTS | - |
| FIRE PROTECTION REQUIREMENTS | PROVIDE SPRINKLER IN THE TOP OF THE ELEVATOR SHAFT & IN SUMP IN ACCORDANCE WITH NFPA 13. |
| SPRINKLER HAZARD CLASSIFICATION | ORDINARY HAZARD - 0.2/2500SF, HOSE STREAM - 250GPM |
| NFPA HAZARD CLASSIFICATION (MINIMUM) | - |
| PLUMBING REQUIREMENTS | PROVIDE DRAIN IN ELEVATOR SUMP |
| GASES / AIR REQUIREMENTS | - |
| MECHANICAL REQUIREMENTS | - |
| MECHANICAL AIRFLOW SUPPLY, EXHAUST | - |
| REQUIRED AIR BALANCE | 0 |
| MINIMUM HUMIDITY | - |
| MAXIMUM HUMIDITY | - |
| MINIMUM TEMPERATURE (HEATING) | - |
| MAXIMUM TEMPERATURE (COOLING) | - |
| TEMPERATURE OVERRIDES | - |
| OUTSIDE AIRFLOW | - |
| ELECTRICAL REQUIREMENTS | - |
| LIGHTING SYSTEMS REQUIREMENTS | PROVIDE MINIMUM ENTRANCE SILL LIGHTING PER ASME A17.1 |
| TELECOMMUNICATIONS / ELECTRONIC SYSTEMS REQUIREMENTS | - |
| MISCELLANEOUS SYSTEMS REQUIREMENTS | - |

# FIRE1

ROOM DATA SHEET

| | |
|---|---|
| SPACE NAME | PRIMARY FIRE SUPPRESSION ROOM |
| FUNCTIONAL AREA / SUBAREA | FA03 NET-TO-GROSS AREA : FA03B BUILDING SUPPORT |
| DESCRIPTION / USAGE | PRIMARY FIRE SUPPRESSION ROOM |
| PROGRAMMED AREA | SEE PLAN |
| OCCUPANT COUNT (FULL-TIME) | 0 |
| SPACE CATCODE | 211 10 |
| IBC / NFPA OCCUPANCY CATEGORY, USE CLASSIFICATION | B / BUSINESS |
| ARCHITECTURAL REQUIREMENTS | - |
| MINIMUM CEILING HEIGHT / OVERHEAD CLEAR | 12'-0" |
| ACOUSTICAL REQUIREMENTS | - |
| AUDIO / VIDEO REQUIREMENTS | - |
| SPECIAL EQUIPMENT | - |
| SECURITY REQUIREMENTS | - |
| FIRE PROTECTION REQUIREMENTS | - |
| SPRINKLER HAZARD CLASSIFICATION | ORDINARY HAZARD - 0.2/2500SF, HOSE STREAM - 250GPM |
| NFPA HAZARD CLASSIFICATION (MINIMUM) | - |
| PLUMBING REQUIREMENTS | PROVIDE FLOOR DRAINS FOR WET PIPE RISERS |
| GASES / AIR REQUIREMENTS | - |
| MECHANICAL REQUIREMENTS | DEDICATED HVAC UNIT WHERE PUMPS ARE PRESENT OR HEATING (GAS OR ELEC) FOR FREEZE PROTECTION |
| MECHANICAL AIRFLOW SUPPLY, EXHAUST | - |
| REQUIRED AIR BALANCE | 0 |
| MINIMUM HUMIDITY | - |
| MAXIMUM HUMIDITY | - |
| MINIMUM TEMPERATURE (HEATING) | SET TEMPERATURES NO HIGHER THAN 55ºF (12.8ºC). |
| MAXIMUM TEMPERATURE (COOLING) | SET TEMPERATURES NO LOWER THAN 85ºF (29.4ºC). |
| TEMPERATURE OVERRIDES | - |
| OUTSIDE AIRFLOW | - |
| ELECTRICAL REQUIREMENTS | - |
| LIGHTING SYSTEMS REQUIREMENTS | - |
| TELECOMMUNICATIONS / ELECTRONIC SYSTEMS REQUIREMENTS | - |
| MISCELLANEOUS SYSTEMS REQUIREMENTS | - |

# FIRE2

ROOM DATA SHEET

| | |
|---|---|
| SPACE NAME | FOAM MIXING |
| FUNCTIONAL AREA / SUBAREA | FA03 NET-TO-GROSS AREA : FA03B BUILDING SUPPORT |
| DESCRIPTION / USAGE | FIRE FOAM MIXING ROOM |
| PROGRAMMED AREA | SEE PLAN |
| OCCUPANT COUNT (FULL-TIME) | 0 |
| SPACE CATCODE | 211 10 |
| IBC / NFPA OCCUPANCY CATEGORY, USE CLASSIFICATION | S / STORAGE |
| ARCHITECTURAL REQUIREMENTS | - |
| MINIMUM CEILING HEIGHT / OVERHEAD CLEAR | 12'-0" |
| ACOUSTICAL REQUIREMENTS | - |
| AUDIO / VIDEO REQUIREMENTS | - |
| SPECIAL EQUIPMENT | - |
| SECURITY REQUIREMENTS | - |
| FIRE PROTECTION REQUIREMENTS | - |
| SPRINKLER HAZARD CLASSIFICATION | ORDINARY HAZARD - 0.2/2500SF, HOSE STREAM - 250GPM |
| NFPA HAZARD CLASSIFICATION (MINIMUM) | - |
| PLUMBING REQUIREMENTS | PROVIDE IAW UFC 4-211-02 PART 3-6.7 PROVIDE SECONDARY MEANS OF CONTAINMENT AROUND FOAM CONCENTRATE TANK - EX: 6" CURB WITH THE AREA THAT HOLDS MORE THAN THE VOLUME OF CONCENTRATE IN TANK. DO NOT INSTALL A DRAIN WITHIN THIS AREA. |
| GASES / AIR REQUIREMENTS | - |
| MECHANICAL REQUIREMENTS | PROVIDE HEATING FOR FREEZE PROTECTION IF REQUIRED, PROVIDE EXHAUST IF PUMPS PRESENT FOR HEAT OF REJECTION LOAD |
| MECHANICAL AIRFLOW SUPPLY, EXHAUST | PROVIDE EXHAUST TO ACCOUNT FOR PUMP HEAT OF REJECTION Q=PUMP HP/2546 *(1-EFFICIENCY)=BTU/H, CFM=BTU/H)/(1.08*DELTAT), DELTA T=+/-10 |
| REQUIRED AIR BALANCE | - |
| MINIMUM HUMIDITY | - |
| MAXIMUM HUMIDITY | - |
| MINIMUM TEMPERATURE (HEATING) | SET TEMPERATURES NO HIGHER THAN 55ºF (12.8ºC). |
| MAXIMUM TEMPERATURE (COOLING) | SET TEMPERATURES NO LOWER THAN 85ºF (29.4ºC). |
| TEMPERATURE OVERRIDES | - |
| OUTSIDE AIRFLOW | NEGATIVELY PRESSURIZED |
| ELECTRICAL REQUIREMENTS | - |
| LIGHTING SYSTEMS REQUIREMENTS | - |
| TELECOMMUNICATIONS / ELECTRONIC SYSTEMS REQUIREMENTS | - |
| MISCELLANEOUS SYSTEMS REQUIREMENTS | - |

# ITLS1

ROOM DATA SHEET

| | |
|---|---|
| SPACE NAME | LIS EQUIPMENT ROOM |
| FUNCTIONAL AREA / SUBAREA | FA01 MAINTENANCE OPERATIONS : FA01B SHOP ADMIN |
| DESCRIPTION / USAGE | LIS SERVER ROOM |
| PROGRAMMED AREA | SEE PLAN |
| OCCUPANT COUNT (FULL-TIME) | 0 |
| SPACE CATCODE | 211 16 |
| IBC / NFPA OCCUPANCY CATEGORY, USE CLASSIFICATION | B / BUSINESS |
| ARCHITECTURAL REQUIREMENTS | - |
| MINIMUM CEILING HEIGHT / OVERHEAD CLEAR | 12'-0" |
| ACOUSTICAL REQUIREMENTS | - |
| AUDIO / VIDEO REQUIREMENTS | - |
| SPECIAL EQUIPMENT | - |
| SECURITY REQUIREMENTS | - |
| FIRE PROTECTION REQUIREMENTS | - |
| SPRINKLER HAZARD CLASSIFICATION | ORDINARY HAZARD - 0.2/2500SF, HOSE STREAM - 250GPM |
| NFPA HAZARD CLASSIFICATION (MINIMUM) | - |
| PLUMBING REQUIREMENTS | - |
| GASES / AIR REQUIREMENTS | - |
| MECHANICAL REQUIREMENTS | - |
| MECHANICAL AIRFLOW SUPPLY, EXHAUST | SLIGHTLY POSITIVE TO ADJACENT SPACES |
| REQUIRED AIR BALANCE | + |
| MINIMUM HUMIDITY | - |
| MAXIMUM HUMIDITY | MAXIMUM OF 55ºF (12.8ºC) DEW POINT. TAKE INTO ACCOUNT THE MOISTURE GAIN IN THE SPACE. |
| MINIMUM TEMPERATURE (HEATING) | PROVIDE IAW UFC 4-211-01 3-5.1 HVAC. 68ºF (20ºC) DB. DURING UNOCCUPIED HOURS, SET TEMPERATURES NO HIGHER THAN 55ºF (12.8ºC). |
| MAXIMUM TEMPERATURE (COOLING) | PROVIDE IAW UFC 4-211-01 3-5.1 HVAC 78ºF (26ºC) DB AND A MAX 55ºF (12.8ºC) DP. DURING UNOCCUPIED, NO LOWER THAN 85ºF (29.4ºC). |
| TEMPERATURE OVERRIDES | - |
| OUTSIDE AIRFLOW | OA - 5 CFM/PERSON +0.06CFM/SF (OFFICE) |
| ELECTRICAL REQUIREMENTS | - |
| LIGHTING SYSTEMS REQUIREMENTS | - |
| TELECOMMUNICATIONS / ELECTRONIC SYSTEMS REQUIREMENTS | NIPR / LIS. PROVIDE 1-4" CONDUIT FROM VSAT EQUIPMENT ROOM TO EXTERIOR VSAT ANTENNA LOCATION. |
| MISCELLANEOUS SYSTEMS REQUIREMENTS | ADJACENT TO AND WITH DIRECT ACCESS FROM PRODUCTION CONTROL. |

US Army Corps of Engineers®

| MARK | DESCRIPTION | DATE |
|---|---|---|

ISSUE DATE: SEPTEMBER 2023
SOLICITATION NO.: W91328-XX-X-XXXX
CONTRACT NO.: W91328-XX-X-XXXX
PROJECT NUMBER: PROJECT #
DESIGNED BY: BUSH
DRAWN BY: -
CHECKED BY: BUSH
SUBMITTED BY:
SIZE: ANSI D
FILE NAME: ARCH Revit Project Template_CESAM_2020.rvt

U.S. ARMY CORPS OF ENGINEERS
Mobile District
109 SAINT JOSEPH STREET
MOBILE AL 36602

DEPARTMENT OF THE ARMY
FACILITIES STANDARDIZATION PROGRAM
AVN-COS MEDIUM STANDARD DESIGN AIRCRAFT MAINTENANCE HANGAR

ROOM DATA SHEETS

SHEET ID
SD804

# ITSPR

ROOM DATA SHEET

| | |
|---|---|
| SPACE NAME | SIPR |
| FUNCTIONAL AREA / SUBAREA | FA03 NET-TO-GROSS AREA : FA03B BUILDING SUPPORT |
| DESCRIPTION / USAGE | SIPR TELECOMM ROOM |
| PROGRAMMED AREA | SEE PLAN |
| OCCUPANT COUNT (FULL-TIME) | 0 |
| SPACE CATCODE | 211 10 |
| IBC / NFPA OCCUPANCY CATEGORY, USE CLASSIFICATION | B / BUSINESS |
| ARCHITECTURAL REQUIREMENTS | - |
| MINIMUM CEILING HEIGHT / OVERHEAD CLEAR | 12'-0" |
| ACOUSTICAL REQUIREMENTS | - |
| AUDIO / VIDEO REQUIREMENTS | - |
| SPECIAL EQUIPMENT | - |
| SECURITY REQUIREMENTS | - |
| FIRE PROTECTION REQUIREMENTS | - |
| SPRINKLER HAZARD CLASSIFICATION | ORDINARY HAZARD - 0.2/2500SF, HOSE STREAM - 250GPM |
| NFPA HAZARD CLASSIFICATION (MINIMUM) | - |
| PLUMBING REQUIREMENTS | - |
| GASES / AIR REQUIREMENTS | - |
| MECHANICAL REQUIREMENTS | PROVIDE DEDICATED UNITS FOR THE COMMUNICATIONS ROOM AND SECURE OFFICE. PROVIDE HEATING ONLY WITH A UNIT HEATER FOR THE STAIRS WHEN THE CLIMATE MAKES IT NECESSARY. |
| MECHANICAL AIRFLOW SUPPLY, EXHAUST | SLIGHTLY POSITIVE TO ADJACENT SPACES |
| REQUIRED AIR BALANCE | + |
| MINIMUM HUMIDITY | - |
| MAXIMUM HUMIDITY | 50% RH. - VERIFY SPECIFIC RH REQUIREMENTS FOR SPECIFIC ELECTRICAL EQUIPMENT |
| MINIMUM TEMPERATURE (HEATING) | - |
| MAXIMUM TEMPERATURE (COOLING) | 72ºF DRY BULB (DB) AND 50% RH. - VERIFY SPECIFIC RH REQUIREMENTS FOR SPECIFIC ELECTRICAL EQUIPMENT |
| TEMPERATURE OVERRIDES | - |
| OUTSIDE AIRFLOW | POSITIVELY PRESSURIZED |
| ELECTRICAL REQUIREMENTS | - |
| LIGHTING SYSTEMS REQUIREMENTS | - |
| TELECOMMUNICATIONS / ELECTRONIC SYSTEMS REQUIREMENTS | PROVIDE 1-4" CONDUIT FROM VSAT EQUIPMENT ROOM TO EXTERIOR VSAT ANTENNA LOCATION. |
| MISCELLANEOUS SYSTEMS REQUIREMENTS | - |

# ITTER

ROOM DATA SHEET

| | |
|---|---|
| SPACE NAME | TELECOMM ENTRY ROOM (TER) |
| FUNCTIONAL AREA / SUBAREA | FA03 NET-TO-GROSS AREA : FA03B BUILDING SUPPORT |
| DESCRIPTION / USAGE | TELECOMM ENTRY ROOM (TER) |
| PROGRAMMED AREA | SEE PLAN |
| OCCUPANT COUNT (FULL-TIME) | 0 |
| SPACE CATCODE | 211 10 |
| IBC / NFPA OCCUPANCY CATEGORY, USE CLASSIFICATION | B / BUSINESS |
| ARCHITECTURAL REQUIREMENTS | - |
| MINIMUM CEILING HEIGHT / OVERHEAD CLEAR | 12'-0" |
| ACOUSTICAL REQUIREMENTS | - |
| AUDIO / VIDEO REQUIREMENTS | - |
| SPECIAL EQUIPMENT | - |
| SECURITY REQUIREMENTS | - |
| FIRE PROTECTION REQUIREMENTS | - |
| SPRINKLER HAZARD CLASSIFICATION | ORDINARY HAZARD - 0.2/2500SF, HOSE STREAM - 250GPM |
| NFPA HAZARD CLASSIFICATION (MINIMUM) | - |
| PLUMBING REQUIREMENTS | ROUTE CONDENSATE FROM DEDICATED HVAC UNITS OUT OF COMM ROOMS |
| GASES / AIR REQUIREMENTS | - |
| MECHANICAL REQUIREMENTS | PROVIDE DEDICATED UNITS FOR THE COMMUNICATIONS ROOM AND SECURE OFFICE. PROVIDE HEATING ONLY WITH A UNIT HEATER FOR THE STAIRS WHEN THE CLIMATE MAKES IT NECESSARY. |
| MECHANICAL AIRFLOW SUPPLY, EXHAUST | SLIGHTLY POSITIVE TO ADJACENT SPACES |
| REQUIRED AIR BALANCE | + |
| MINIMUM HUMIDITY | - |
| MAXIMUM HUMIDITY | 50% RH. - VERIFY SPECIFIC RH REQUIREMENTS FOR SPECIFIC ELECTRICAL EQUIPMENT |
| MINIMUM TEMPERATURE (HEATING) | - |
| MAXIMUM TEMPERATURE (COOLING) | 72ºF DRY BULB (DB) AND 50% RH. - VERIFY SPECIFIC RH REQUIREMENTS FOR SPECIFIC ELECTRICAL EQUIPMENT |
| TEMPERATURE OVERRIDES | - |
| OUTSIDE AIRFLOW | POSITIVELY PRESSURIZED |
| ELECTRICAL REQUIREMENTS | - |
| LIGHTING SYSTEMS REQUIREMENTS | - |
| TELECOMMUNICATIONS / ELECTRONIC SYSTEMS REQUIREMENTS | - |
| MISCELLANEOUS SYSTEMS REQUIREMENTS | - |

# ITTR1

ROOM DATA SHEET

| | |
|---|---|
| SPACE NAME | TELECOMM ROOM (TR) |
| FUNCTIONAL AREA / SUBAREA | FA03 NET-TO-GROSS AREA : FA03B BUILDING SUPPORT |
| DESCRIPTION / USAGE | BRANCH TELECOMM ROOM (TR) |
| PROGRAMMED AREA | SEE PLAN |
| OCCUPANT COUNT (FULL-TIME) | 0 |
| SPACE CATCODE | 211 10 |
| IBC / NFPA OCCUPANCY CATEGORY, USE CLASSIFICATION | B / BUSINESS |
| ARCHITECTURAL REQUIREMENTS | - |
| MINIMUM CEILING HEIGHT / OVERHEAD CLEAR | 12'-0" |
| ACOUSTICAL REQUIREMENTS | - |
| AUDIO / VIDEO REQUIREMENTS | - |
| SPECIAL EQUIPMENT | - |
| SECURITY REQUIREMENTS | - |
| FIRE PROTECTION REQUIREMENTS | - |
| SPRINKLER HAZARD CLASSIFICATION | ORDINARY HAZARD - 0.2/2500SF, HOSE STREAM - 250GPM |
| NFPA HAZARD CLASSIFICATION (MINIMUM) | - |
| PLUMBING REQUIREMENTS | ROUTE CONDENSATE FROM DEDICATED HVAC UNITS OUT OF COMM ROOMS |
| GASES / AIR REQUIREMENTS | - |
| MECHANICAL REQUIREMENTS | PROVIDE DEDICATED UNITS FOR THE COMMUNICATIONS ROOM AND SECURE OFFICE. PROVIDE HEATING ONLY WITH A UNIT HEATER FOR THE STAIRS WHEN THE CLIMATE MAKES IT NECESSARY. |
| MECHANICAL AIRFLOW SUPPLY, EXHAUST | SLIGHTLY POSITIVE TO ADJACENT SPACES |
| REQUIRED AIR BALANCE | + |
| MINIMUM HUMIDITY | - |
| MAXIMUM HUMIDITY | 50% RH. - VERIFY SPECIFIC RH REQUIREMENTS FOR SPECIFIC ELECTRICAL EQUIPMENT |
| MINIMUM TEMPERATURE (HEATING) | - |
| MAXIMUM TEMPERATURE (COOLING) | 72ºF DRY BULB (DB) AND 50% RH. - VERIFY SPECIFIC RH REQUIREMENTS FOR SPECIFIC ELECTRICAL EQUIPMENT |
| TEMPERATURE OVERRIDES | - |
| OUTSIDE AIRFLOW | POSITIVELY PRESSURIZED |
| ELECTRICAL REQUIREMENTS | - |
| LIGHTING SYSTEMS REQUIREMENTS | - |
| TELECOMMUNICATIONS / ELECTRONIC SYSTEMS REQUIREMENTS | - |
| MISCELLANEOUS SYSTEMS REQUIREMENTS | - |

# JANC1

ROOM DATA SHEET

| | |
|---|---|
| SPACE NAME | JANITOR CLOSET |
| FUNCTIONAL AREA / SUBAREA | FA03 NET-TO-GROSS AREA : FA03A COMMON AREA |
| DESCRIPTION / USAGE | JANITORIAL ROOM |
| PROGRAMMED AREA | SEE PLAN |
| OCCUPANT COUNT (FULL-TIME) | 0 |
| SPACE CATCODE | 211 10 |
| IBC / NFPA OCCUPANCY CATEGORY, USE CLASSIFICATION | B / BUSINESS |
| ARCHITECTURAL REQUIREMENTS | - |
| MINIMUM CEILING HEIGHT / OVERHEAD CLEAR | 9'-0" |
| ACOUSTICAL REQUIREMENTS | - |
| AUDIO / VIDEO REQUIREMENTS | - |
| SPECIAL EQUIPMENT | - |
| SECURITY REQUIREMENTS | - |
| FIRE PROTECTION REQUIREMENTS | - |
| SPRINKLER HAZARD CLASSIFICATION | ORDINARY HAZARD - 0.2/2500SF, HOSE STREAM - 250GPM |
| NFPA HAZARD CLASSIFICATION (MINIMUM) | - |
| PLUMBING REQUIREMENTS | PROVIDE MOP SINK WITH UTILITY FAUCET WITH HOSE CONNECTION AND HOOK. PROVIDE FLOOR DRAIN |
| GASES / AIR REQUIREMENTS | - |
| MECHANICAL REQUIREMENTS | - |
| MECHANICAL AIRFLOW SUPPLY, EXHAUST | EXHAUST 1 CFM/SF OR 50 CFM, WHICHEVER GREATER |
| REQUIRED AIR BALANCE | - |
| MINIMUM HUMIDITY | - |
| MAXIMUM HUMIDITY | MAXIMUM OF 55ºF (12.8ºC) DEW POINT. TAKE INTO ACCOUNT THE MOISTURE GAIN IN THE SPACE |
| MINIMUM TEMPERATURE (HEATING) | PROVIDE IAW UFC 4-211-01 3-5.1 HVAC. 68ºF (20ºC) DB. DURING UNOCCUPIED HOURS, SET TEMPERATURES NO HIGHER THAN 55ºF (12.8ºC). |
| MAXIMUM TEMPERATURE (COOLING) | PROVIDE IAW UFC 4-211-01 3-5.1 HVAC 78ºF (26ºC) DB AND A MAX 55ºF (12.8ºC) DP. DURING UNOCCUPIED, NO LOWER THAN 85ºF (29.4ºC). |
| TEMPERATURE OVERRIDES | - |
| OUTSIDE AIRFLOW | NEGATIVELY PRESSURIZED |
| ELECTRICAL REQUIREMENTS | - |
| LIGHTING SYSTEMS REQUIREMENTS | - |
| TELECOMMUNICATIONS / ELECTRONIC SYSTEMS REQUIREMENTS | - |
| MISCELLANEOUS SYSTEMS REQUIREMENTS | - |

US Army Corps of Engineers®

| MARK | DESCRIPTION | DATE |
|---|---|---|

ISSUE DATE: SEPTEMBER 2023
SOLICITATION NO.: W91328-XX-X-XXXX
CONTRACT NO.: W91328-XX-X-XXXX
PROJECT NUMBER: PROJECT #
DESIGNED BY: BUSH
DRAWN BY: -
CHECKED BY: BUSH
SUBMITTED BY:
SIZE: ANSI D
FILE NAME: ARCH Revit Project Template_CESAM_2020.rvt

U.S. ARMY CORPS OF ENGINEERS
Mobile District
109 SAINT JOSEPH STREET
MOBILE AL 36602

DEPARTMENT OF THE ARMY
FACILITIES STANDARDIZATION PROGRAM
AVN-COS MEDIUM STANDARD DESIGN AIRCRAFT MAINTENANCE HANGAR

ROOM DATA SHEETS

SHEET ID
SD805

# LATR1

ROOM DATA SHEET

| | |
|---|---|
| SPACE NAME | LATRINE |
| FUNCTIONAL AREA / SUBAREA | FA03 NET-TO-GROSS AREA : FA03A COMMON AREA |
| DESCRIPTION / USAGE | MULTIPLE FIXTURE LATRINE |
| PROGRAMMED AREA | SEE PLAN |
| OCCUPANT COUNT (FULL-TIME) | 0 |
| SPACE CATCODE | 211 10 |
| IBC / NFPA OCCUPANCY CATEGORY, USE CLASSIFICATION | B / BUSINESS |
| ARCHITECTURAL REQUIREMENTS | - |
| MINIMUM CEILING HEIGHT / OVERHEAD CLEAR | 9'-0" |
| ACOUSTICAL REQUIREMENTS | STC40 |
| AUDIO / VIDEO REQUIREMENTS | - |
| SPECIAL EQUIPMENT | - |
| SECURITY REQUIREMENTS | - |
| FIRE PROTECTION REQUIREMENTS | - |
| SPRINKLER HAZARD CLASSIFICATION | LIGHT - 0.1/1500 @30FT CEILINGS, HOSE STREAM - 250GPM |
| NFPA HAZARD CLASSIFICATION (MINIMUM) | - |
| PLUMBING REQUIREMENTS | CONFIRM WALL OR FLOOR MOUNTED WATER CLOSET WITH INSTALLATION. |
| GASES / AIR REQUIREMENTS | - |
| MECHANICAL REQUIREMENTS | - |
| MECHANICAL AIRFLOW SUPPLY, EXHAUST | EXHAUST 50/70 CFM PER FIXTURE |
| REQUIRED AIR BALANCE | - |
| MINIMUM HUMIDITY | - |
| MAXIMUM HUMIDITY | MAXIMUM OF 55ºF (12.8ºC) DEW POINT. TAKE INTO ACCOUNT THE MOISTURE GAIN IN THE SPACE |
| MINIMUM TEMPERATURE (HEATING) | PROVIDE IAW UFC 4-211-01 3-5.1 HVAC. 68ºF (20ºC) DB. DURING UNOCCUPIED HOURS, SET TEMPERATURES NO HIGHER THAN 55ºF (12.8ºC). |
| MAXIMUM TEMPERATURE (COOLING) | PROVIDE IAW UFC 4-211-01 3-5.1 HVAC 78ºF (26ºC) DB AND A MAX 55ºF (12.8ºC) DP. DURING UNOCCUPIED, NO LOWER THAN 85ºF (29.4ºC). |
| TEMPERATURE OVERRIDES | - |
| OUTSIDE AIRFLOW | NEGATIVELY PRESSURIZED |
| ELECTRICAL REQUIREMENTS | - |
| LIGHTING SYSTEMS REQUIREMENTS | - |
| TELECOMMUNICATIONS / ELECTRONIC SYSTEMS REQUIREMENTS | - |
| MISCELLANEOUS SYSTEMS REQUIREMENTS | - |

# MECH1

ROOM DATA SHEET

| | |
|---|---|
| SPACE NAME | PRIMARY MECHANICAL ROOM |
| FUNCTIONAL AREA / SUBAREA | FA03 NET-TO-GROSS AREA : FA03B BUILDING SUPPORT |
| DESCRIPTION / USAGE | PRIMARY MECHANICAL ROOM |
| PROGRAMMED AREA | SEE PLAN |
| OCCUPANT COUNT (FULL-TIME) | 0 |
| SPACE CATCODE | 211 10 |
| IBC / NFPA OCCUPANCY CATEGORY, USE CLASSIFICATION | B / BUSINESS |
| ARCHITECTURAL REQUIREMENTS | PROVIDE MIN. 96 INCH WIDE BY 120 INCH HIGH ROOL UP DOOR AND 72 INCH WIDE BY 84 INCH HIGH PAIR OF OUTSWING DOORS FROM EXTERIOR |
| MINIMUM CEILING HEIGHT / OVERHEAD CLEAR | 12'-0" |
| ACOUSTICAL REQUIREMENTS | STC45 |
| AUDIO / VIDEO REQUIREMENTS | - |
| SPECIAL EQUIPMENT | - |
| SECURITY REQUIREMENTS | - |
| FIRE PROTECTION REQUIREMENTS | - |
| SPRINKLER HAZARD CLASSIFICATION | ORDINARY HAZARD - 0.2/2500SF, HOSE STREAM - 250GPM |
| NFPA HAZARD CLASSIFICATION (MINIMUM) | - |
| PLUMBING REQUIREMENTS | PROVIDE IAW UFC 4-211-01. 3-5.5.2 WALL HYDRANTS AND HOSE BIBBS. PROVIDE MULTIPLE FLOOR DRAINS FOR EQUIPMENT DRAINS & CONDESATE. PROVIDE CONDENSATE NUETRALIZER KITS FOR NATURAL GAS BOILER DRAINAGE. |
| GASES / AIR REQUIREMENTS | - |
| MECHANICAL REQUIREMENTS | REFRIGERANT LEAK DETECTION WHEN REQUIRED. ELEC/GAS HEATING FOR FREEZE PROTECTION. |
| MECHANICAL AIRFLOW SUPPLY, EXHAUST | VENTILATION/EXHAUST FOR HEAT OF REJECTION LOADS. PROVIDE EXHAUST TO ACCOUNT FOR PUMP HEAT OF REJECTION Q=PUMP HP/2546 *(1-EFFICIENCY)=BTU/H, CFM=BTU/H)/(1.08*DELTAT), DELTA T=+/-10 |
| REQUIRED AIR BALANCE | - |
| MINIMUM HUMIDITY | - |
| MAXIMUM HUMIDITY | - |
| MINIMUM TEMPERATURE (HEATING) | 40°F (4.5°C) AT THE 99.6 PERCENT DRY BULB OUTDOOR DESIGN TEMPERATURE. |
| MAXIMUM TEMPERATURE (COOLING) | AMBIENT TEMPERATURE +10 DEG F |
| TEMPERATURE OVERRIDES | - |
| OUTSIDE AIRFLOW | NEGATIVELY PRESSURIZED |
| ELECTRICAL REQUIREMENTS | - |
| LIGHTING SYSTEMS REQUIREMENTS | - |
| TELECOMMUNICATIONS / ELECTRONIC SYSTEMS REQUIREMENTS | - |
| MISCELLANEOUS SYSTEMS REQUIREMENTS | - |

# MECH2

ROOM DATA SHEET

| | |
|---|---|
| SPACE NAME | ZONE MECHANICAL |
| FUNCTIONAL AREA / SUBAREA | FA03 NET-TO-GROSS AREA : FA03B BUILDING SUPPORT |
| DESCRIPTION / USAGE | BRANCH MECHANICAL ROOM |
| PROGRAMMED AREA | SEE PLAN |
| OCCUPANT COUNT (FULL-TIME) | 0 |
| SPACE CATCODE | 211 10 |
| IBC / NFPA OCCUPANCY CATEGORY, USE CLASSIFICATION | B / BUSINESS |
| ARCHITECTURAL REQUIREMENTS | PROVIDE MIN. 72 INCH WIDE BY 84 INCH HIGH PAIR OF OUTSWING DOORS FROM CORRIDOR |
| MINIMUM CEILING HEIGHT / OVERHEAD CLEAR | 12'-0" |
| ACOUSTICAL REQUIREMENTS | STC45 |
| AUDIO / VIDEO REQUIREMENTS | - |
| SPECIAL EQUIPMENT | - |
| SECURITY REQUIREMENTS | - |
| FIRE PROTECTION REQUIREMENTS | - |
| SPRINKLER HAZARD CLASSIFICATION | ORDINARY HAZARD - 0.2/2500SF, HOSE STREAM - 250GPM |
| NFPA HAZARD CLASSIFICATION (MINIMUM) | - |
| PLUMBING REQUIREMENTS | PROVIDE IAW UFC 4-211-01. 3-5.5.2 WALL HYDRANTS AND HOSE BIBBS. PROVIDE MULTIPLE FLOOR DRAINS FOR EQUIPMENT DRAINS & CONDESATE. PROVIDE CONDENSATE NUETRALIZER KITS FOR NATURAL GAS BOILER DRAINAGE. |
| GASES / AIR REQUIREMENTS | - |
| MECHANICAL REQUIREMENTS | REFRIGERANT LEAK DETECTION WHEN REQUIRED. ELEC/GAS HEATING FOR FREEZE PROTECTION. |
| MECHANICAL AIRFLOW SUPPLY, EXHAUST | VENTILATION/EXHAUST FOR HEAT OF REJECTION LOADS. PROVIDE EXHAUST TO ACCOUNT FOR PUMP HEAT OF REJECTION Q=PUMP HP/2546 *(1-EFFICIENCY)=BTU/H, CFM=BTU/H)/(1.08*DELTAT), DELTA T=+/-11 |
| REQUIRED AIR BALANCE | - |
| MINIMUM HUMIDITY | - |
| MAXIMUM HUMIDITY | - |
| MINIMUM TEMPERATURE (HEATING) | 40°F (4.5°C) AT THE 99.6 PERCENT DRY BULB OUTDOOR DESIGN TEMPERATURE. |
| MAXIMUM TEMPERATURE (COOLING) | AMBIENT TEMPERATURE +10 DEG F |
| TEMPERATURE OVERRIDES | - |
| OUTSIDE AIRFLOW | NEGATIVELY PRESSURIZED |
| ELECTRICAL REQUIREMENTS | - |
| LIGHTING SYSTEMS REQUIREMENTS | - |
| TELECOMMUNICATIONS / ELECTRONIC SYSTEMS REQUIREMENTS | - |
| MISCELLANEOUS SYSTEMS REQUIREMENTS | - |

# MECH3

ROOM DATA SHEET

| | |
|---|---|
| SPACE NAME | COMPRESSOR |
| FUNCTIONAL AREA / SUBAREA | FA03 NET-TO-GROSS AREA : FA03B BUILDING SUPPORT |
| DESCRIPTION / USAGE | COMPRESSOR ROOM |
| PROGRAMMED AREA | SEE PLAN |
| OCCUPANT COUNT (FULL-TIME) | 0 |
| SPACE CATCODE | 211 10 |
| IBC / NFPA OCCUPANCY CATEGORY, USE CLASSIFICATION | S / STORAGE |
| ARCHITECTURAL REQUIREMENTS | - |
| MINIMUM CEILING HEIGHT / OVERHEAD CLEAR | 12'-0" |
| ACOUSTICAL REQUIREMENTS | STC50 |
| AUDIO / VIDEO REQUIREMENTS | - |
| SPECIAL EQUIPMENT | - |
| SECURITY REQUIREMENTS | - |
| FIRE PROTECTION REQUIREMENTS | - |
| SPRINKLER HAZARD CLASSIFICATION | ORDINARY HAZARD - 0.2/2500SF, HOSE STREAM - 250GPM |
| NFPA HAZARD CLASSIFICATION (MINIMUM) | - |
| PLUMBING REQUIREMENTS | PROVIDE MULTIPLE FLOOR DRAINS FOR EQUIPMENT DRAINS & CONDESATE. |
| GASES / AIR REQUIREMENTS | - |
| MECHANICAL REQUIREMENTS | - |
| MECHANICAL AIRFLOW SUPPLY, EXHAUST | VENTILATION/EXHAUST FOR HEAT OF REJECTION LOADS. PROVIDE EXHAUST TO ACCOUNT FOR PUMP HEAT OF REJECTION Q=COMPRESSOR HP/2546 *(1-EFFICIENCY)=BTU/H, CFM=BTU/H)/(1.08*DELTAT), DELTA T=+/-12 |
| REQUIRED AIR BALANCE | - |
| MINIMUM HUMIDITY | - |
| MAXIMUM HUMIDITY | - |
| MINIMUM TEMPERATURE (HEATING) | 40°F (4.5°C) AT THE 99.6 PERCENT DRY BULB OUTDOOR DESIGN TEMPERATURE. |
| MAXIMUM TEMPERATURE (COOLING) | AMBIENT TEMPERATURE +10 DEG F |
| TEMPERATURE OVERRIDES | - |
| OUTSIDE AIRFLOW | NEGATIVELY PRESSURIZED |
| ELECTRICAL REQUIREMENTS | - |
| LIGHTING SYSTEMS REQUIREMENTS | - |
| TELECOMMUNICATIONS / ELECTRONIC SYSTEMS REQUIREMENTS | - |
| MISCELLANEOUS SYSTEMS REQUIREMENTS | - |

US Army Corps of Engineers®

| MARK | DESCRIPTION | DATE |
|---|---|---|

ISSUE DATE: SEPTEMBER 2023
SOLICITATION NO.: W91328-XX-X-XXXX
CONTRACT NO.: W91328-XX-X-XXXX
PROJECT NUMBER: PROJECT #

DESIGNED BY: BUSH
DRAWN BY: -
CHECKED BY: BUSH
SUBMITTED BY:
SIZE: ANSI D
FILE NAME: ARCH Revit Project Template_CESAM_2020.rvt

U.S. ARMY CORPS OF ENGINEERS
Mobile District
109 SAINT JOSEPH STREET
MOBILE AL 36602

DEPARTMENT OF THE ARMY
FACILITIES STANDARDIZATION PROGRAM
AVN-COS MEDIUM STANDARD DESIGN AIRCRAFT MAINTENANCE HANGAR

ROOM DATA SHEETS

SHEET ID

SD806

# MECH4

ROOM DATA SHEET

SPACE NAME: ELEVATOR EQUIPMENT
FUNCTIONAL AREA / SUBAREA: FA03 NET-TO-GROSS AREA : FA03B BUILDING SUPPORT
DESCRIPTION / USAGE: ELEVATOR EQUIPMENT ROOM
PROGRAMMED AREA: SEE PLAN
OCCUPANT COUNT (FULL-TIME): 0
SPACE CATCODE: 211 10
IBC / NFPA OCCUPANCY CATEGORY, USE CLASSIFICATION: B / BUSINESS
ARCHITECTURAL REQUIREMENTS: -
MINIMUM CEILING HEIGHT / OVERHEAD CLEAR: 12'-0"
ACOUSTICAL REQUIREMENTS: STC50
AUDIO / VIDEO REQUIREMENTS: -
SPECIAL EQUIPMENT: -
SECURITY REQUIREMENTS: -
FIRE PROTECTION REQUIREMENTS: -
SPRINKLER HAZARD CLASSIFICATION: ORDINARY HAZARD - 0.2/2500SF, HOSE STREAM - 250GPM
NFPA HAZARD CLASSIFICATION (MINIMUM): -
PLUMBING REQUIREMENTS: PROVIDE FLOOR DRAIN FOR HVAC CONDENSATE OR ROUTE TO EXTERIOR WHERE AVAILABLE
GASES / AIR REQUIREMENTS: -
MECHANICAL REQUIREMENTS: UFC 4-211-01. 3-5 HVAC. DEDICATED HVAC SYSTEM, PART 3-3.3.3 ACOUSTICS, 3-3.5 ELEVATORS
MECHANICAL AIRFLOW SUPPLY, EXHAUST: -
REQUIRED AIR BALANCE: -
MINIMUM HUMIDITY: -
MAXIMUM HUMIDITY: -
MINIMUM TEMPERATURE (HEATING): SET TEMPERATURES NO HIGHER THAN 55ºF (12.8ºC).
MAXIMUM TEMPERATURE (COOLING): SET TEMPERATURES NO LOWER THAN 85ºF (29.4ºC).
TEMPERATURE OVERRIDES: -
OUTSIDE AIRFLOW: NEGATIVELY PRESSURIZED
ELECTRICAL REQUIREMENTS: -
LIGHTING SYSTEMS REQUIREMENTS: -
TELECOMMUNICATIONS / ELECTRONIC SYSTEMS REQUIREMENTS: -
MISCELLANEOUS SYSTEMS REQUIREMENTS: -

# OFA01

ROOM DATA SHEET

SPACE NAME: PRIVATE OFFICE
FUNCTIONAL AREA / SUBAREA: FA02 AVIATION UNIT OPERATIONS : FA02B FLIGHT OPS
DESCRIPTION / USAGE: PRIVATE OFFICE
PROGRAMMED AREA: SEE PLAN
OCCUPANT COUNT (FULL-TIME): 1
SPACE CATCODE: 141 12
IBC / NFPA OCCUPANCY CATEGORY, USE CLASSIFICATION: B / BUSINESS
ARCHITECTURAL REQUIREMENTS: REFER TO FLOOR PLANS FOR FFE.
MINIMUM CEILING HEIGHT / OVERHEAD CLEAR: 9'-0"
ACOUSTICAL REQUIREMENTS: STC45
AUDIO / VIDEO REQUIREMENTS: -
SPECIAL EQUIPMENT: -
SECURITY REQUIREMENTS: -
FIRE PROTECTION REQUIREMENTS: -
SPRINKLER HAZARD CLASSIFICATION: LIGHT - 0.1/1500 @30FT CEILINGS, HOSE STREAM - 250GPM
NFPA HAZARD CLASSIFICATION (MINIMUM): -
PLUMBING REQUIREMENTS: -
GASES / AIR REQUIREMENTS: -
MECHANICAL REQUIREMENTS: -
MECHANICAL AIRFLOW SUPPLY, EXHAUST: -
REQUIRED AIR BALANCE: 0
MINIMUM HUMIDITY: -
MAXIMUM HUMIDITY: MAXIMUM OF 55ºF (12.8ºC) DEW POINT. TAKE INTO ACCOUNT THE MOISTURE GAIN IN THE SPACE
MINIMUM TEMPERATURE (HEATING): PROVIDE IAW UFC 4-211-01 3-5.1 HVAC. 68ºF (20ºC) DB. DURING UNOCCUPIED HOURS, SET TEMPERATURES NO HIGHER THAN 55ºF (12.8ºC).
MAXIMUM TEMPERATURE (COOLING): PROVIDE IAW UFC 4-211-01 3-5.1 HVAC 78ºF (26ºC) DB AND A MAX 55ºF (12.8ºC) DP. DURING UNOCCUPIED, NO LOWER THAN 85ºF (29.4ºC).
TEMPERATURE OVERRIDES: -
OUTSIDE AIRFLOW: OA - 5 CFM/PERSON +0.06CFM/SF (OFFICE)
ELECTRICAL REQUIREMENTS: -
LIGHTING SYSTEMS REQUIREMENTS: -
TELECOMMUNICATIONS / ELECTRONIC SYSTEMS REQUIREMENTS: NIPR / LIS
MISCELLANEOUS SYSTEMS REQUIREMENTS: -

# OFA02

ROOM DATA SHEET

SPACE NAME: SEMI-PRIVATE OFFICE
FUNCTIONAL AREA / SUBAREA: FA01 MAINTENANCE OPERATIONS : FA01B SHOP ADMIN
DESCRIPTION / USAGE: SEMI-PRIVATE OFFICE
PROGRAMMED AREA: SEE PLAN
OCCUPANT COUNT (FULL-TIME): 2
SPACE CATCODE: 211 16
IBC / NFPA OCCUPANCY CATEGORY, USE CLASSIFICATION: B / BUSINESS
ARCHITECTURAL REQUIREMENTS: REFER TO FLOOR PLANS FOR FFE.
MINIMUM CEILING HEIGHT / OVERHEAD CLEAR: 9'-0"
ACOUSTICAL REQUIREMENTS: STC45
AUDIO / VIDEO REQUIREMENTS: -
SPECIAL EQUIPMENT: -
SECURITY REQUIREMENTS: -
FIRE PROTECTION REQUIREMENTS: -
SPRINKLER HAZARD CLASSIFICATION: LIGHT - 0.1/1500 @30FT CEILINGS, HOSE STREAM - 250GPM
NFPA HAZARD CLASSIFICATION (MINIMUM): -
PLUMBING REQUIREMENTS: -
GASES / AIR REQUIREMENTS: -
MECHANICAL REQUIREMENTS: -
MECHANICAL AIRFLOW SUPPLY, EXHAUST: -
REQUIRED AIR BALANCE: 0
MINIMUM HUMIDITY: -
MAXIMUM HUMIDITY: MAXIMUM OF 55ºF (12.8ºC) DEW POINT. TAKE INTO ACCOUNT THE MOISTURE GAIN IN THE SPACE
MINIMUM TEMPERATURE (HEATING): PROVIDE IAW UFC 4-211-01 3-5.1 HVAC. 68ºF (20ºC) DB. DURING UNOCCUPIED HOURS, SET TEMPERATURES NO HIGHER THAN 55ºF (12.8ºC).
MAXIMUM TEMPERATURE (COOLING): PROVIDE IAW UFC 4-211-01 3-5.1 HVAC 78ºF (26ºC) DB AND A MAX 55ºF (12.8ºC) DP. DURING UNOCCUPIED, NO LOWER THAN 85ºF (29.4ºC).
TEMPERATURE OVERRIDES: -
OUTSIDE AIRFLOW: OA - 5 CFM/PERSON +0.06CFM/SF (OFFICE)
ELECTRICAL REQUIREMENTS: -
LIGHTING SYSTEMS REQUIREMENTS: -
TELECOMMUNICATIONS / ELECTRONIC SYSTEMS REQUIREMENTS: NIPR / LIS
MISCELLANEOUS SYSTEMS REQUIREMENTS: -

# OFC01

ROOM DATA SHEET

SPACE NAME: PRIVATE OFFICE, COMMANDER, 1SGT
FUNCTIONAL AREA / SUBAREA: FA02 AVIATION UNIT OPERATIONS : FA02C COMPANY OPERATIONS ADMIN MODULE
DESCRIPTION / USAGE: PRIVATE OFFICE
PROGRAMMED AREA: SEE PLAN
OCCUPANT COUNT (FULL-TIME): 1
SPACE CATCODE: 141 12
IBC / NFPA OCCUPANCY CATEGORY, USE CLASSIFICATION: B / BUSINESS
ARCHITECTURAL REQUIREMENTS: REFER TO FLOOR PLANS FOR FFE.
MINIMUM CEILING HEIGHT / OVERHEAD CLEAR: 9'-0"
ACOUSTICAL REQUIREMENTS: STC45
AUDIO / VIDEO REQUIREMENTS: -
SPECIAL EQUIPMENT: -
SECURITY REQUIREMENTS: -
FIRE PROTECTION REQUIREMENTS: -
SPRINKLER HAZARD CLASSIFICATION: LIGHT - 0.1/1500 @30FT CEILINGS, HOSE STREAM - 250GPM
NFPA HAZARD CLASSIFICATION (MINIMUM): -
PLUMBING REQUIREMENTS: -
GASES / AIR REQUIREMENTS: -
MECHANICAL REQUIREMENTS: -
MECHANICAL AIRFLOW SUPPLY, EXHAUST: -
REQUIRED AIR BALANCE: 0
MINIMUM HUMIDITY: -
MAXIMUM HUMIDITY: MAXIMUM OF 55ºF (12.8ºC) DEW POINT. TAKE INTO ACCOUNT THE MOISTURE GAIN IN THE SPACE
MINIMUM TEMPERATURE (HEATING): PROVIDE IAW UFC 4-211-01 3-5.1 HVAC. 68ºF (20ºC) DB. DURING UNOCCUPIED HOURS, SET TEMPERATURES NO HIGHER THAN 55ºF (12.8ºC).
MAXIMUM TEMPERATURE (COOLING): PROVIDE IAW UFC 4-211-01 3-5.1 HVAC 78ºF (26ºC) DB AND A MAX 55ºF (12.8ºC) DP. DURING UNOCCUPIED, NO LOWER THAN 85ºF (29.4ºC).
TEMPERATURE OVERRIDES: -
OUTSIDE AIRFLOW: OA - 5 CFM/PERSON +0.06CFM/SF (OFFICE)
ELECTRICAL REQUIREMENTS: -
LIGHTING SYSTEMS REQUIREMENTS: -
TELECOMMUNICATIONS / ELECTRONIC SYSTEMS REQUIREMENTS: NIPR / LIS
MISCELLANEOUS SYSTEMS REQUIREMENTS: -

US Army Corps of Engineers®

| MARK | DESCRIPTION | DATE |
|---|---|---|

ISSUE DATE: SEPTEMBER 2023
SOLICITATION NO.: W91328-XX-X-XXXX
CONTRACT NO.: W91328-XX-X-XXXX
PROJECT NUMBER: PROJECT #
DESIGNED BY: BUSH
DRAWN BY: -
CHECKED BY: BUSH
SUBMITTED BY: -
SIZE: ANSI D
FILE NAME: ARCH Revit Project Template_CESAM_2020.rvt

U.S. ARMY CORPS OF ENGINEERS
Mobile District
109 SAINT JOSEPH STREET
MOBILE AL 36602

DEPARTMENT OF THE ARMY
FACILITIES STANDARDIZATION PROGRAM
AVN-COS MEDIUM STANDARD DESIGN AIRCRAFT MAINTENANCE HANGAR

ROOM DATA SHEETS

SHEET ID
SD807

1 2 3 4 5 6 7 8 9 10

# OFFLO

ROOM DATA SHEET

SPACE NAME: FLIGHT OPERATIONS OFFICE
FUNCTIONAL AREA / SUBAREA: FA02 AVIATION UNIT OPERATIONS : FA02B FLIGHT OPS
DESCRIPTION / USAGE: PRIVATE OFFICE
PROGRAMMED AREA: SEE PLAN
OCCUPANT COUNT (FULL-TIME): 1
SPACE CATCODE: 141 12
IBC / NFPA OCCUPANCY CATEGORY, USE CLASSIFICATION: B / BUSINESS
ARCHITECTURAL REQUIREMENTS: REFER TO FLOOR PLANS FOR FFE.
MINIMUM CEILING HEIGHT / OVERHEAD CLEAR: 9'-0"
ACOUSTICAL REQUIREMENTS: STC45
AUDIO / VIDEO REQUIREMENTS: -
SPECIAL EQUIPMENT: -
SECURITY REQUIREMENTS: -
FIRE PROTECTION REQUIREMENTS: -
SPRINKLER HAZARD CLASSIFICATION: LIGHT - 0.1/1500 @30FT CEILINGS, HOSE STREAM - 250GPM
NFPA HAZARD CLASSIFICATION (MINIMUM): -
PLUMBING REQUIREMENTS: -
GASES / AIR REQUIREMENTS: -
MECHANICAL REQUIREMENTS: -
MECHANICAL AIRFLOW SUPPLY, EXHAUST: -
REQUIRED AIR BALANCE: 0
MINIMUM HUMIDITY: -
MAXIMUM HUMIDITY: MAXIMUM OF 55ºF (12.8ºC) DEW POINT. TAKE INTO ACCOUNT THE MOISTURE GAIN IN THE SPACE
MINIMUM TEMPERATURE (HEATING): PROVIDE IAW UFC 4-211-01 3-5.1 HVAC. 68ºF (20ºC) DB. DURING UNOCCUPIED HOURS, SET TEMPERATURES NO HIGHER THAN 55ºF (12.8ºC).
MAXIMUM TEMPERATURE (COOLING): PROVIDE IAW UFC 4-211-01 3-5.1 HVAC 78ºF (26ºC) DB AND A MAX 55ºF (12.8ºC) DP. DURING UNOCCUPIED, NO LOWER THAN 85ºF (29.4ºC).
TEMPERATURE OVERRIDES: -
OUTSIDE AIRFLOW: OA - 5 CFM/PERSON +0.06CFM/SF (OFFICE)
ELECTRICAL REQUIREMENTS: -
LIGHTING SYSTEMS REQUIREMENTS: -
TELECOMMUNICATIONS / ELECTRONIC SYSTEMS REQUIREMENTS: NIPR / SIPR / LIS
MISCELLANEOUS SYSTEMS REQUIREMENTS: -

# OFM01

ROOM DATA SHEET

SPACE NAME: GROUP OFFICE
FUNCTIONAL AREA / SUBAREA: FA01 MAINTENANCE OPERATIONS : FA01B SHOP ADMIN
DESCRIPTION / USAGE: PRIVATE / SEMI-PRIVATE OFFICE FOR MAINTENANCE ADMIN PERSONNEL
PROGRAMMED AREA: SEE PLAN
OCCUPANT COUNT (FULL-TIME): 8
SPACE CATCODE: 211 16
IBC / NFPA OCCUPANCY CATEGORY, USE CLASSIFICATION: B / BUSINESS
ARCHITECTURAL REQUIREMENTS: REFER TO FLOOR PLANS FOR FFE.
MINIMUM CEILING HEIGHT / OVERHEAD CLEAR: 9'-0"
ACOUSTICAL REQUIREMENTS: STC45
AUDIO / VIDEO REQUIREMENTS: -
SPECIAL EQUIPMENT: -
SECURITY REQUIREMENTS: -
FIRE PROTECTION REQUIREMENTS: -
SPRINKLER HAZARD CLASSIFICATION: LIGHT - 0.1/1500 @30FT CEILINGS, HOSE STREAM - 250GPM
NFPA HAZARD CLASSIFICATION (MINIMUM): -
PLUMBING REQUIREMENTS: -
GASES / AIR REQUIREMENTS: -
MECHANICAL REQUIREMENTS: -
MECHANICAL AIRFLOW SUPPLY, EXHAUST: -
REQUIRED AIR BALANCE: 0
MINIMUM HUMIDITY: -
MAXIMUM HUMIDITY: MAXIMUM OF 55ºF (12.8ºC) DEW POINT. TAKE INTO ACCOUNT THE MOISTURE GAIN IN THE SPACE
MINIMUM TEMPERATURE (HEATING): PROVIDE IAW UFC 4-211-01 3-5.1 HVAC. 68ºF (20ºC) DB. DURING UNOCCUPIED HOURS, SET TEMPERATURES NO HIGHER THAN 55ºF (12.8ºC).
MAXIMUM TEMPERATURE (COOLING): PROVIDE IAW UFC 4-211-01 3-5.1 HVAC 78ºF (26ºC) DB AND A MAX 55ºF (12.8ºC) DP. DURING UNOCCUPIED, NO LOWER THAN 85ºF (29.4ºC).
TEMPERATURE OVERRIDES: -
OUTSIDE AIRFLOW: OA - 5 CFM/PERSON +0.06CFM/SF (OFFICE)
ELECTRICAL REQUIREMENTS: -
LIGHTING SYSTEMS REQUIREMENTS: -
TELECOMMUNICATIONS / ELECTRONIC SYSTEMS REQUIREMENTS: NIPR / LIS
MISCELLANEOUS SYSTEMS REQUIREMENTS: -

# OFTCH

ROOM DATA SHEET

SPACE NAME: TECH SUPPLY OFFICE / WORKROOM
FUNCTIONAL AREA / SUBAREA: FA01 MAINTENANCE OPERATIONS : FA01F TECH SUPPLY
DESCRIPTION / USAGE: AIRCRAFT PARTS SUPPLY OFFICE
PROGRAMMED AREA: SEE PLAN
OCCUPANT COUNT (FULL-TIME): 5
SPACE CATCODE: 211 13
IBC / NFPA OCCUPANCY CATEGORY, USE CLASSIFICATION: B / BUSINESS
ARCHITECTURAL REQUIREMENTS: PROVIDE MINIMUM 8 LF STAINLESS STEEL CUSTOMER SERVICE COUNTERTOP. REFER TO FLOOR PLANS FOR FFE.
MINIMUM CEILING HEIGHT / OVERHEAD CLEAR: 9'-0"
ACOUSTICAL REQUIREMENTS: STC45
AUDIO / VIDEO REQUIREMENTS: -
SPECIAL EQUIPMENT: -
SECURITY REQUIREMENTS: -
FIRE PROTECTION REQUIREMENTS: -
SPRINKLER HAZARD CLASSIFICATION: LIGHT - 0.1/1500 @30FT CEILINGS, HOSE STREAM - 250GPM
NFPA HAZARD CLASSIFICATION (MINIMUM): CLASS I DIVISION II UP TO 18" AFF
PLUMBING REQUIREMENTS: -
GASES / AIR REQUIREMENTS: -
MECHANICAL REQUIREMENTS: -
MECHANICAL AIRFLOW SUPPLY, EXHAUST: -
REQUIRED AIR BALANCE: 0
MINIMUM HUMIDITY: -
MAXIMUM HUMIDITY: MAXIMUM OF 55ºF (12.8ºC) DEW POINT. TAKE INTO ACCOUNT THE MOISTURE GAIN IN THE SPACE
MINIMUM TEMPERATURE (HEATING): PROVIDE IAW UFC 4-211-01 3-5.1 HVAC. 68ºF (20ºC) DB. DURING UNOCCUPIED HOURS, SET TEMPERATURES NO HIGHER THAN 55ºF (12.8ºC).
MAXIMUM TEMPERATURE (COOLING): PROVIDE IAW UFC 4-211-01 3-5.1 HVAC 78ºF (26ºC) DB AND A MAX 55ºF (12.8ºC) DP. DURING UNOCCUPIED, NO LOWER THAN 85ºF (29.4ºC).
TEMPERATURE OVERRIDES: -
OUTSIDE AIRFLOW: OA - 5 CFM/PERSON +0.06CFM/SF (OFFICE)
ELECTRICAL REQUIREMENTS: PROVIDE OUTLETS AT SERVICE COUNTER.
LIGHTING SYSTEMS REQUIREMENTS: -
TELECOMMUNICATIONS / ELECTRONIC SYSTEMS REQUIREMENTS: NIPR / LIS AT WORKSTATIONS AND SERVICE COUNTER.
MISCELLANEOUS SYSTEMS REQUIREMENTS: -

# PPES1

ROOM DATA SHEET

SPACE NAME: PPE INITIAL ACCUMULATION
FUNCTIONAL AREA / SUBAREA: FA01 MAINTENANCE OPERATIONS : FA01D COMPONENT REPAIR SHOPS
DESCRIPTION / USAGE: AREA FOR DOFFING AND CLEANING OF DIRTY PPE AND ACCESS TO TOILET
PROGRAMMED AREA: SEE PLAN
OCCUPANT COUNT (FULL-TIME): 0
SPACE CATCODE: 211 16
IBC / NFPA OCCUPANCY CATEGORY, USE CLASSIFICATION: F / INDUSTRIAL
ARCHITECTURAL REQUIREMENTS: -
MINIMUM CEILING HEIGHT / OVERHEAD CLEAR: 9'-0"
ACOUSTICAL REQUIREMENTS: -
AUDIO / VIDEO REQUIREMENTS: -
SPECIAL EQUIPMENT: -
SECURITY REQUIREMENTS: -
FIRE PROTECTION REQUIREMENTS: -
SPRINKLER HAZARD CLASSIFICATION: LIGHT - 0.1/1500 @30FT CEILINGS, HOSE STREAM - 250GPM
NFPA HAZARD CLASSIFICATION (MINIMUM): -
PLUMBING REQUIREMENTS: PROVIDE FLOOR DRAIN
GASES / AIR REQUIREMENTS: -
MECHANICAL REQUIREMENTS: PROVIDE MANUFACTURED AIR SHOWER UNIT. AIR PRESSURE TO BE NEGATIVE RELATIVE TO SURROUNDING SPACES.
MECHANICAL AIRFLOW SUPPLY, EXHAUST: EXHAUST 0.5 CFM/SF
REQUIRED AIR BALANCE: 0
MINIMUM HUMIDITY: -
MAXIMUM HUMIDITY: MAXIMUM OF 55ºF (12.8ºC) DEW POINT. TAKE INTO ACCOUNT THE MOISTURE GAIN IN THE SPACE
MINIMUM TEMPERATURE (HEATING): PROVIDE IAW UFC 4-211-01 3-5.1 HVAC. 68ºF (20ºC) DB. DURING UNOCCUPIED HOURS, SET TEMPERATURES NO HIGHER THAN 55ºF (12.8ºC).
MAXIMUM TEMPERATURE (COOLING): PROVIDE IAW UFC 4-211-01 3-5.1 HVAC 78ºF (26ºC) DB AND A MAX 55ºF (12.8ºC) DP. DURING UNOCCUPIED, NO LOWER THAN 85ºF (29.4ºC).
TEMPERATURE OVERRIDES: -
OUTSIDE AIRFLOW: -
ELECTRICAL REQUIREMENTS: -
LIGHTING SYSTEMS REQUIREMENTS: -
TELECOMMUNICATIONS / ELECTRONIC SYSTEMS REQUIREMENTS: -
MISCELLANEOUS SYSTEMS REQUIREMENTS: -

US Army Corps of Engineers®

| MARK | DESCRIPTION | DATE |
|---|---|---|

ISSUE DATE: SEPTEMBER 2023
SOLICITATION NO.: W91328-XX-X-XXXX
CONTRACT NO.: W91328-XX-X-XXXX
PROJECT NUMBER: PROJECT #
DESIGNED BY: BUSH
DRAWN BY: -
CHECKED BY: BUSH
SUBMITTED BY: -
SIZE: ANSI D
FILE NAME: ARCH Revit Project Template_CESAM_2020.rvt

U.S. ARMY CORPS OF ENGINEERS
Mobile District
109 SAINT JOSEPH STREET
MOBILE AL 36602

DEPARTMENT OF THE ARMY
FACILITIES STANDARDIZATION PROGRAM
AVN-COS MEDIUM STANDARD DESIGN AIRCRAFT MAINTENANCE HANGAR

ROOM DATA SHEETS

SHEET ID
SD808

# PPES2

ROOM DATA SHEET

SPACE NAME: PPE TOILET
FUNCTIONAL AREA / SUBAREA: FA01 MAINTENANCE OPERATIONS : FA01D COMPONENT REPAIR SHOPS
DESCRIPTION / USAGE: SINGLE FIXTURE TOILET WITHIN PPE ZONE
PROGRAMMED AREA: SEE PLAN
OCCUPANT COUNT (FULL-TIME):
SPACE CATCODE: 211 16
IBC / NFPA OCCUPANCY CATEGORY, USE CLASSIFICATION: F / INDUSTRIAL
ARCHITECTURAL REQUIREMENTS: -
MINIMUM CEILING HEIGHT / OVERHEAD CLEAR: 9'-0"
ACOUSTICAL REQUIREMENTS: STC40
AUDIO / VIDEO REQUIREMENTS: -
SPECIAL EQUIPMENT: -
SECURITY REQUIREMENTS: -
FIRE PROTECTION REQUIREMENTS: -
SPRINKLER HAZARD CLASSIFICATION: LIGHT - 0.1/1500 @30FT CEILINGS, HOSE STREAM - 250GPM
NFPA HAZARD CLASSIFICATION (MINIMUM): -
PLUMBING REQUIREMENTS: PROVIDE FLOOR DRAIN IF THERE IS A URINAL
GASES / AIR REQUIREMENTS: -
MECHANICAL REQUIREMENTS: -
MECHANICAL AIRFLOW SUPPLY, EXHAUST: EXHAUST 50/70 CFM PER FIXTURE
REQUIRED AIR BALANCE: -
MINIMUM HUMIDITY: -
MAXIMUM HUMIDITY: MAXIMUM OF 55ºF (12.8ºC) DEW POINT. TAKE INTO ACCOUNT THE MOISTURE GAIN IN THE SPACE
MINIMUM TEMPERATURE (HEATING): PROVIDE IAW UFC 4-211-01 3-5.1 HVAC. 68ºF (20ºC) DB. DURING UNOCCUPIED HOURS, SET TEMPERATURES NO HIGHER THAN 55ºF (12.8ºC).
MAXIMUM TEMPERATURE (COOLING): PROVIDE IAW UFC 4-211-01 3-5.1 HVAC 78ºF (26ºC) DB AND A MAX 55ºF (12.8ºC) DP. DURING UNOCCUPIED, NO LOWER THAN 85ºF (29.4ºC).
TEMPERATURE OVERRIDES: -
OUTSIDE AIRFLOW: -
ELECTRICAL REQUIREMENTS: -
LIGHTING SYSTEMS REQUIREMENTS: -
TELECOMMUNICATIONS / ELECTRONIC SYSTEMS REQUIREMENTS: -
MISCELLANEOUS SYSTEMS REQUIREMENTS: -

# PPES3

ROOM DATA SHEET

SPACE NAME: PPE LOCKER
FUNCTIONAL AREA / SUBAREA: FA01 MAINTENANCE OPERATIONS : FA01D COMPONENT REPAIR SHOPS
DESCRIPTION / USAGE: ACCESS SPACE TO SHOWER
PROGRAMMED AREA: SEE PLAN
OCCUPANT COUNT (FULL-TIME):
SPACE CATCODE: 211 16
IBC / NFPA OCCUPANCY CATEGORY, USE CLASSIFICATION: F / INDUSTRIAL
ARCHITECTURAL REQUIREMENTS: -
MINIMUM CEILING HEIGHT / OVERHEAD CLEAR: 9'-0"
ACOUSTICAL REQUIREMENTS: -
AUDIO / VIDEO REQUIREMENTS: -
SPECIAL EQUIPMENT: -
SECURITY REQUIREMENTS: -
FIRE PROTECTION REQUIREMENTS: -
SPRINKLER HAZARD CLASSIFICATION: ORDINARY HAZARD - 0.2/2500SF, HOSE STREAM - 250GPM
NFPA HAZARD CLASSIFICATION (MINIMUM): -
PLUMBING REQUIREMENTS: PROVIDE FLOOR DRAIN
GASES / AIR REQUIREMENTS: -
MECHANICAL REQUIREMENTS: -
MECHANICAL AIRFLOW SUPPLY, EXHAUST: EXHAUST 0.5 CFM/SF
REQUIRED AIR BALANCE: ++
MINIMUM HUMIDITY: -
MAXIMUM HUMIDITY: MAXIMUM OF 55ºF (12.8ºC) DEW POINT. TAKE INTO ACCOUNT THE MOISTURE GAIN IN THE SPACE
MINIMUM TEMPERATURE (HEATING): PROVIDE IAW UFC 4-211-01 3-5.1 HVAC. 68ºF (20ºC) DB. DURING UNOCCUPIED HOURS, SET TEMPERATURES NO HIGHER THAN 55ºF (12.8ºC).
MAXIMUM TEMPERATURE (COOLING): PROVIDE IAW UFC 4-211-01 3-5.1 HVAC 78ºF (26ºC) DB AND A MAX 55ºF (12.8ºC) DP. DURING UNOCCUPIED, NO LOWER THAN 85ºF (29.4ºC).
TEMPERATURE OVERRIDES: -
OUTSIDE AIRFLOW: -
ELECTRICAL REQUIREMENTS: -
LIGHTING SYSTEMS REQUIREMENTS: -
TELECOMMUNICATIONS / ELECTRONIC SYSTEMS REQUIREMENTS: -
MISCELLANEOUS SYSTEMS REQUIREMENTS: -

# PPES4

ROOM DATA SHEET

SPACE NAME: PPE SHOWER
FUNCTIONAL AREA / SUBAREA: FA01 MAINTENANCE OPERATIONS : FA01D COMPONENT REPAIR SHOPS
DESCRIPTION / USAGE: SINGLE FIXTURE SHOWER WITHIN PPE ZONE
PROGRAMMED AREA: SEE PLAN
OCCUPANT COUNT (FULL-TIME):
SPACE CATCODE: 211 16
IBC / NFPA OCCUPANCY CATEGORY, USE CLASSIFICATION: F / INDUSTRIAL
ARCHITECTURAL REQUIREMENTS: -
MINIMUM CEILING HEIGHT / OVERHEAD CLEAR: 9'-0"
ACOUSTICAL REQUIREMENTS: STC40
AUDIO / VIDEO REQUIREMENTS: -
SPECIAL EQUIPMENT: -
SECURITY REQUIREMENTS: -
FIRE PROTECTION REQUIREMENTS: -
SPRINKLER HAZARD CLASSIFICATION: LIGHT - 0.1/1500 @30FT CEILINGS, HOSE STREAM - 250GPM
NFPA HAZARD CLASSIFICATION (MINIMUM): -
PLUMBING REQUIREMENTS: PROVIDE FLOOR DRAIN
GASES / AIR REQUIREMENTS: -
MECHANICAL REQUIREMENTS: -
MECHANICAL AIRFLOW SUPPLY, EXHAUST: EXHAUST 50/70 CFM PER FIXTURE
REQUIRED AIR BALANCE: -
MINIMUM HUMIDITY: -
MAXIMUM HUMIDITY: MAXIMUM OF 55ºF (12.8ºC) DEW POINT. TAKE INTO ACCOUNT THE MOISTURE GAIN IN THE SPACE
MINIMUM TEMPERATURE (HEATING): PROVIDE IAW UFC 4-211-01 3-5.1 HVAC. 68ºF (20ºC) DB. DURING UNOCCUPIED HOURS, SET TEMPERATURES NO HIGHER THAN 55ºF (12.8ºC).
MAXIMUM TEMPERATURE (COOLING): PROVIDE IAW UFC 4-211-01 3-5.1 HVAC 78ºF (26ºC) DB AND A MAX 55ºF (12.8ºC) DP. DURING UNOCCUPIED, NO LOWER THAN 85ºF (29.4ºC).
TEMPERATURE OVERRIDES: -
OUTSIDE AIRFLOW: -
ELECTRICAL REQUIREMENTS: -
LIGHTING SYSTEMS REQUIREMENTS: -
TELECOMMUNICATIONS / ELECTRONIC SYSTEMS REQUIREMENTS: -
MISCELLANEOUS SYSTEMS REQUIREMENTS: -

# SHBLA

ROOM DATA SHEET

SPACE NAME: BLADE REPAIR SHOP
FUNCTIONAL AREA / SUBAREA: FA01 MAINTENANCE OPERATIONS : FA01D COMPONENT REPAIR SHOPS
DESCRIPTION / USAGE: SHOP SPACE PROVIDES FOR INSPECTION AND REPAIR OF AIRCRAFT ROTOR BLADES.
PROGRAMMED AREA: SEE PLAN
OCCUPANT COUNT (FULL-TIME): 0
SPACE CATCODE: 211 16
IBC / NFPA OCCUPANCY CATEGORY, USE CLASSIFICATION: F / INDUSTRIAL
ARCHITECTURAL REQUIREMENTS: 8'W X 10'H INSULATED MOTORIZED OVERHEAD DOOR TO MAINTENANCE BAY. PROVIDE 36" PERSONNEL ACCESS DOOR TO CORRIDOR THROUGH VESTIBULE. PROVIDE NOTIFICATION LIGHT EXTERIOR TO SHOP AT ALL DOORS SWITCHABLE FROM A SINGLE LOCATION INSIDE SHOP AND SIGNAGE STATING "ROOM IN USE - DO NOT ENTER". PROVDE INTERLOCK BETWEEN ROOM DUST COLLECTION SWITCH AND DOORS WITH DOOR POSITION SWITCHES AND WARNING BUZZER THAT ALARMS IF ANY DOOR IS OPEN WHEN COLLECTOR SYSTEM IS ENGAGED.
MINIMUM CEILING HEIGHT / OVERHEAD CLEAR: 12'-0"
ACOUSTICAL REQUIREMENTS: STC40
AUDIO / VIDEO REQUIREMENTS: PROVIDE INTERCOM STATION TO CORRIDOR OUTSIDE SHOP TO ALLOW COMMUNICATION WITHOUT OPENING DOOR.
SPECIAL EQUIPMENT: -
SECURITY REQUIREMENTS: -
FIRE PROTECTION REQUIREMENTS: -
SPRINKLER HAZARD CLASSIFICATION: ORDINARY HAZARD - 0.2/2500SF, HOSE STREAM - 250GPM
NFPA HAZARD CLASSIFICATION (MINIMUM): CLASS I DIVISION II UP TO 18" AFF
PLUMBING REQUIREMENTS: PROVIDE IAW UFC 4-211-01 PLUMBING 3-5.5 INCLUDING 3-5.5.1: PROVIDE EMERGENCY EYE WASH STATION.
GASES / AIR REQUIREMENTS: PROVIDE (1) COMPRESSED AIR DROP ON SOUTH AND WEST WALL AND (2) ON EAST WALL. PROVIDE DEDICATED ISOLATION VALVE IN SHOP.
MECHANICAL REQUIREMENTS: 100% FILTERED EXHAUST IS REQUIRED. PROVIDE DEDICATED EXTERNAL DUST COLLECTION SYSTEM w/ (4) PORTS FOR VACUUM ASSISTED TOOLS.
MECHANICAL AIRFLOW SUPPLY, EXHAUST: EXHAUST 0.5 CFM/SF
REQUIRED AIR BALANCE: --
MINIMUM HUMIDITY: -
MAXIMUM HUMIDITY: MAXIMUM OF 55ºF (12.8ºC) DEW POINT. TAKE INTO ACCOUNT THE MOISTURE GAIN IN THE SPACE
MINIMUM TEMPERATURE (HEATING): PROVIDE IAW UFC 4-211-01 3-5.1 HVAC. 68ºF (20ºC) DB. DURING UNOCCUPIED HOURS, SET TEMPERATURES NO HIGHER THAN 55ºF (12.8ºC).
MAXIMUM TEMPERATURE (COOLING): PROVIDE IAW UFC 4-211-01 3-5.1 HVAC 78ºF (26ºC) DB AND A MAX 55ºF (12.8ºC) DP. DURING UNOCCUPIED, NO LOWER THAN 85ºF (29.4ºC).
TEMPERATURE OVERRIDES: -
OUTSIDE AIRFLOW: OA - 10 CFM/PERSON +0.18CFM/SF (SHOP)
ELECTRICAL REQUIREMENTS: -
LIGHTING SYSTEMS REQUIREMENTS: HIGHER THAN USUAL FOR INSPECTION
TELECOMMUNICATIONS / ELECTRONIC SYSTEMS REQUIREMENTS: NIPR / LIS
MISCELLANEOUS SYSTEMS REQUIREMENTS: -

US Army Corps of Engineers®

| MARK | DESCRIPTION | DATE |
|---|---|---|

ISSUE DATE: SEPTEMBER 2023
SOLICITATION NO.: W91328-XX-X-XXXX
CONTRACT NO.: W91328-XX-X-XXXX
PROJECT NUMBER: PROJECT #
DESIGNED BY: BUSH
DRAWN BY: -
CHECKED BY: BUSH
SUBMITTED BY:
SIZE: ANSI D
FILE NAME: ARCH Revit Project Template_CESAM_2020.rvt

U.S. ARMY CORPS OF ENGINEERS
Mobile District
109 SAINT JOSEPH STREET
MOBILE AL 36602

DEPARTMENT OF THE ARMY
FACILITIES STANDARDIZATION PROGRAM
AVN-COS MEDIUM STANDARD DESIGN AIRCRAFT MAINTENANCE HANGAR

ROOM DATA SHEETS

SHEET ID
SD809

# SHCOM

ROOM DATA SHEET

SPACE NAME: COMPOSITE REPAIR SHOP
FUNCTIONAL AREA / SUBAREA: FA01 MAINTENANCE OPERATIONS : FA01D COMPONENT REPAIR SHOPS

DESCRIPTION / USAGE: COMPOSITE REPAIR SHOP
PROGRAMMED AREA: SEE PLAN

OCCUPANT COUNT (FULL-TIME): 0
SPACE CATCODE: 211 16
IBC / NFPA OCCUPANCY CATEGORY, USE CLASSIFICATION: F / INDUSTRIAL

ARCHITECTURAL REQUIREMENTS: PROVIDE NOTIFICATION LIGHT EXTERIOR TO SHOP AT ALL DOORS SWITCHABLE FROM A SINGLE LOCATION INSIDE SHOP AND SIGNAGE STATING "ROOM IN USE - DO NOT ENTER". PROVDE INTERLOCK BETWEEN ROOM DUST COLLECTION SWITCH AND DOORS WITH DOOR POSITION SWITCHES AND WARNING BUZZER THAT ALARMS IF ANY DOOR IS OPEN WHEN COLLECTOR SYSTEM IS ENGAGED.

MINIMUM CEILING HEIGHT / OVERHEAD CLEAR: 12'-0"
ACOUSTICAL REQUIREMENTS: STC40

AUDIO / VIDEO REQUIREMENTS: PROVIDE INTERCOM STATION TO CORRIDOR OUTSIDE SHOP TO ALLOW COMMUNICATION WITHOUT OPENING DOOR.

SPECIAL EQUIPMENT: -

SECURITY REQUIREMENTS: -

FIRE PROTECTION REQUIREMENTS: -

SPRINKLER HAZARD CLASSIFICATION: ORDINARY HAZARD - 0.2/2500SF, HOSE STREAM - 250GPM
NFPA HAZARD CLASSIFICATION (MINIMUM): -

PLUMBING REQUIREMENTS:

GASES / AIR REQUIREMENTS: PROVIDE COMPRESSED AIR DROPS ON WALLS NEAR TO WORKTABLES.

MECHANICAL REQUIREMENTS: SPECIALIZED EXHAUST SYSTEM REQUIRED PER UFC 4-211-01 CHAPTER 3. DIRTY SIDE OF ROOM TO BE NEGATIVE THROUGH USE OF VACUUM ASSISTED TOOLS CONNECTED TO DEDICATED EXTERNAL DUST COLLECTION SYSTEM. CLEAN SIDE OF ROOM TO BE NEUTRAL. BACK DRAFT EXHAUST REQUIRED FOR ADHESIVE MIXING. PROVIDE (1) DUST COLLECTOR PORT EACH ON DIRTY SIDE SOUTH AND WEST WALLS.

MECHANICAL AIRFLOW SUPPLY, EXHAUST: EXHAUST 0.5 CFM/SF

REQUIRED AIR BALANCE: - / 0

MINIMUM HUMIDITY: -

MAXIMUM HUMIDITY: MAXIMUM OF 55ºF (12.8ºC) DEW POINT. TAKE INTO ACCOUNT THE MOISTURE GAIN IN THE SPACE

MINIMUM TEMPERATURE (HEATING): PROVIDE IAW UFC 4-211-01 3-5.1 HVAC. 68ºF (20ºC) DB. DURING UNOCCUPIED HOURS, SET TEMPERATURES NO HIGHER THAN 55ºF (12.8ºC).

MAXIMUM TEMPERATURE (COOLING): PROVIDE IAW UFC 4-211-01 3-5.1 HVAC 78ºF (26ºC) DB AND A MAX 55ºF (12.8ºC) DP. DURING UNOCCUPIED, NO LOWER THAN 85ºF (29.4ºC).

TEMPERATURE OVERRIDES: -

OUTSIDE AIRFLOW: OA - 10 CFM/PERSON +0.18CFM/SF (SHOP)

ELECTRICAL REQUIREMENTS: -

LIGHTING SYSTEMS REQUIREMENTS: HIGHER THAN USUAL FOR INSPECTION

TELECOMMUNICATIONS / ELECTRONIC SYSTEMS REQUIREMENTS: -

MISCELLANEOUS SYSTEMS REQUIREMENTS: -

# SHNDI

ROOM DATA SHEET

SPACE NAME: NDI TESTING
FUNCTIONAL AREA / SUBAREA: FA01 MAINTENANCE OPERATIONS : FA01D COMPONENT REPAIR SHOPS

DESCRIPTION / USAGE: DARK ROOM FOR FLUORESCENT PENETRANT PARTS INSPECTION.
PROGRAMMED AREA: SEE PLAN

OCCUPANT COUNT (FULL-TIME): 0
SPACE CATCODE: 211 16
IBC / NFPA OCCUPANCY CATEGORY, USE CLASSIFICATION: F / INDUSTRIAL

ARCHITECTURAL REQUIREMENTS: CONSTRUCT THE ROOM SIMILAR TO A DARK ROOM TO PREVENT LIGHT ENTERING FROM ADJACENT SPACES: NO WINDOWS. PROVIDE NOTIFICATION LIGHT EXTERIOR TO SHOP AT ALL PERSONNEL DOORS SWITCHABLE FROM A SINGLE LOCATION INSIDE SHOP AND SIGNAGE STATING "ROOM IN USE - DO NOT ENTER".

MINIMUM CEILING HEIGHT / OVERHEAD CLEAR: 9'-0"
ACOUSTICAL REQUIREMENTS: STC40

AUDIO / VIDEO REQUIREMENTS: -

SPECIAL EQUIPMENT: -

SECURITY REQUIREMENTS: -

FIRE PROTECTION REQUIREMENTS: -

SPRINKLER HAZARD CLASSIFICATION: ORDINARY HAZARD - 0.2/2500SF, HOSE STREAM - 250GPM
NFPA HAZARD CLASSIFICATION (MINIMUM): -

PLUMBING REQUIREMENTS: -

GASES / AIR REQUIREMENTS: -

MECHANICAL REQUIREMENTS: SPECIALIZED EXHAUST SYSTEM REQUIRED PER UFC 4-211-01 CHAPTER 3. BACK DRAFT EXHAUST REQUIRED AT TX03.

MECHANICAL AIRFLOW SUPPLY, EXHAUST: EXHAUST 0.5 CFM/SF

REQUIRED AIR BALANCE: -

MINIMUM HUMIDITY: -

MAXIMUM HUMIDITY: MAXIMUM OF 55ºF (12.8ºC) DEW POINT. TAKE INTO ACCOUNT THE MOISTURE GAIN IN THE SPACE

MINIMUM TEMPERATURE (HEATING): PROVIDE IAW UFC 4-211-01 3-5.1 HVAC. 68ºF (20ºC) DB. DURING UNOCCUPIED HOURS, SET TEMPERATURES NO HIGHER THAN 55ºF (12.8ºC).

MAXIMUM TEMPERATURE (COOLING): PROVIDE IAW UFC 4-211-01 3-5.1 HVAC 78ºF (26ºC) DB AND A MAX 55ºF (12.8ºC) DP. DURING UNOCCUPIED, NO LOWER THAN 85ºF (29.4ºC).

TEMPERATURE OVERRIDES: -

OUTSIDE AIRFLOW: OA - 10 CFM/PERSON +0.18CFM/SF (SHOP)

ELECTRICAL REQUIREMENTS: PROVIDE POWER OUTLETS BELOW WORKBENCH.

LIGHTING SYSTEMS REQUIREMENTS: PROVIDE DARK ROOM LIGHT NEAR WORKBENCH.

TELECOMMUNICATIONS / ELECTRONIC SYSTEMS REQUIREMENTS: -

MISCELLANEOUS SYSTEMS REQUIREMENTS: -

# SHPNE

ROOM DATA SHEET

SPACE NAME: PNEUDRAULICS SHOP
FUNCTIONAL AREA / SUBAREA: FA01 MAINTENANCE OPERATIONS : FA01D COMPONENT REPAIR SHOPS

DESCRIPTION / USAGE: SHOP SPACE FOR REPAIR, TESTING, AND FABRICATION OF PNEUDRAULIC COMPONENTS AND SYSTEMS.
PROGRAMMED AREA: SEE PLAN

OCCUPANT COUNT (FULL-TIME): 0
SPACE CATCODE: 211 16
IBC / NFPA OCCUPANCY CATEGORY, USE CLASSIFICATION: F / INDUSTRIAL

ARCHITECTURAL REQUIREMENTS: PROVIDE MIN 42" ACCESS DOOR TO MAINTENANCE BAY / SERVICE CORRIDOR. PROVIDE 10' HIGH CAGED SECURE STORAGE AREA. REFER TO FLOOR PLANS FOR FFE.

MINIMUM CEILING HEIGHT / OVERHEAD CLEAR: 10'-0"
ACOUSTICAL REQUIREMENTS: STC40

AUDIO / VIDEO REQUIREMENTS: -

SPECIAL EQUIPMENT: -

SECURITY REQUIREMENTS: -

FIRE PROTECTION REQUIREMENTS: -

SPRINKLER HAZARD CLASSIFICATION: ORDINARY HAZARD - 0.2/2500SF, HOSE STREAM - 250GPM
NFPA HAZARD CLASSIFICATION (MINIMUM): -

PLUMBING REQUIREMENTS: PROVIDE EMERGENCY EYEWASH WITH FLOOR DRAIN. PROVIDE ONE (1) STAINLESS STEEL SERVICE SINK WITH POINT OF USE OIL INTERCEPTOR OR CONNECT TO OIL/WATER SEPARATOR. PROVIDE IAW UFC 4-211-01 PLUMBING 3-5.5 INCLUDING 3-5.5.1 EMERGENCY SHOWERS AND EYE WASH STATIONS.

GASES / AIR REQUIREMENTS: PROVIDE ONE (1) COMPRESSED AIR DROP. LOCATE NEAR HOSE TESTING WORKBENCHES. PROVIDE DEDICATED ISOLATION VALVE IN SHOP.

MECHANICAL REQUIREMENTS: SPECIALIZED EXHAUST SYSTEM REQUIRED PER UFC 4-211-01 CHAPTER 3.

MECHANICAL AIRFLOW SUPPLY, EXHAUST: EXHAUST 0.5 CFM/SF

REQUIRED AIR BALANCE: -

MINIMUM HUMIDITY: -

MAXIMUM HUMIDITY: MAXIMUM OF 55ºF (12.8ºC) DEW POINT. TAKE INTO ACCOUNT THE MOISTURE GAIN IN THE SPACE

MINIMUM TEMPERATURE (HEATING): PROVIDE IAW UFC 4-211-01 3-5.1 HVAC. 68ºF (20ºC) DB. DURING UNOCCUPIED HOURS, SET TEMPERATURES NO HIGHER THAN 55ºF (12.8ºC).

MAXIMUM TEMPERATURE (COOLING): PROVIDE IAW UFC 4-211-01 3-5.1 HVAC 78ºF (26ºC) DB AND A MAX 55ºF (12.8ºC) DP. DURING UNOCCUPIED, NO LOWER THAN 85ºF (29.4ºC).

TEMPERATURE OVERRIDES: -

OUTSIDE AIRFLOW: OA - 10 CFM/PERSON +0.18CFM/SF (SHOP)

ELECTRICAL REQUIREMENTS: PROVIDE LOCAL DEDICATED 208/120V PANEL TO SERVE ALL LOADS IN THIS SPACE. PROVIDE ONE (1) 240/3/30A RECEPTACLE ON EACH SIDE WALL. PROVIDE ONE (1) GROUNDING BAR NEAR WORKBENCHES.

LIGHTING SYSTEMS REQUIREMENTS: -

TELECOMMUNICATIONS / ELECTRONIC SYSTEMS REQUIREMENTS: NIPR / LIS

MISCELLANEOUS SYSTEMS REQUIREMENTS: PROVIDE 10' HIGH CAGED SECURE STORAGE AREA.

# SHPWP

ROOM DATA SHEET

SPACE NAME: POWER PLANT SHOP
FUNCTIONAL AREA / SUBAREA: FA01 MAINTENANCE OPERATIONS : FA01D COMPONENT REPAIR SHOPS

DESCRIPTION / USAGE: SHOP SPACE FOR INSPECTION AND REPAIR OF TURBINE ENGINES
PROGRAMMED AREA: SEE PLAN

OCCUPANT COUNT (FULL-TIME): 0
SPACE CATCODE: 211 16
IBC / NFPA OCCUPANCY CATEGORY, USE CLASSIFICATION: F / INDUSTRIAL

ARCHITECTURAL REQUIREMENTS: PROVIDE CONCRETE OR CMU FOR BOTTOM 120" OF WALLS. PROVIDE 10' HIGH CAGED SECURE STORAGE AREA. PROVIDE 8' W X 12' H INSULATED MOTORIZED OVERHEAD DOOR TO MAINTENANCE BAY / SERVICE CORRIDOR. OVERHEAD DOOR MUST BE ACCOMPANIED BY AN ADJACENT PERSONNEL ACCESS/EGRESS DOOR REFER TO FLOOR PLANS FOR FFE.

MINIMUM CEILING HEIGHT / OVERHEAD CLEAR: 12'-0"
ACOUSTICAL REQUIREMENTS: STC40

AUDIO / VIDEO REQUIREMENTS: -

SPECIAL EQUIPMENT: 2-TON BRIDGE CRANE WITH 12' MINIMUM HOOK HEIGHT.

SECURITY REQUIREMENTS: -

FIRE PROTECTION REQUIREMENTS:

SPRINKLER HAZARD CLASSIFICATION: ORDINARY HAZARD - 0.2/2500SF, HOSE STREAM - 250GPM
NFPA HAZARD CLASSIFICATION (MINIMUM): -

PLUMBING REQUIREMENTS: PROVIDE COMBINATION EMERGENCY EYEWASH AND SHOWER STATION. PROVIDE ONE (1) HEAVY DUTY STAINLESS STEEL UTILITY SINK WITH POINT OF USE OIL INTERCEPTOR OR CONNECT TO OIL/WATER SEPARATOR. PROVIDE IAW UFC 4-211-01 PLUMBING 3-5.5 INCLUDING 3-5.5.1 EMERGENCY SHOWERS AND EYE WASH STATIONS.

GASES / AIR REQUIREMENTS: PROVIDE TWO (2) COMPRESSED AIR DROPS ON EACH SIDE WALL NEAR WORKBENCHES. PROVIDE DEDICATED ISOLATION VALVE IN SHOP.

MECHANICAL REQUIREMENTS: SPECIALIZED EXHAUST SYSTEM REQUIRED PER UFC 4-211-01 CHAPTER 3. SPECIALIZED EXHAUST SYSTEM(S) REQUIRED. EXHAUST DIRECTLY OUTDOORS THROUGH ROOF.

MECHANICAL AIRFLOW SUPPLY, EXHAUST: EXHAUST 0.5 CFM/SF

REQUIRED AIR BALANCE: -

MINIMUM HUMIDITY: -

MAXIMUM HUMIDITY: MAXIMUM OF 55ºF (12.8ºC) DEW POINT. TAKE INTO ACCOUNT THE MOISTURE GAIN IN THE SPACE

MINIMUM TEMPERATURE (HEATING): PROVIDE IAW UFC 4-211-01 3-5.1 HVAC. 68ºF (20ºC) DB. DURING UNOCCUPIED HOURS, SET TEMPERATURES NO HIGHER THAN 55ºF (12.8ºC).

MAXIMUM TEMPERATURE (COOLING): PROVIDE IAW UFC 4-211-01 3-5.1 HVAC 78ºF (26ºC) DB AND A MAX 55ºF (12.8ºC) DP. DURING UNOCCUPIED, NO LOWER THAN 85ºF (29.4ºC).

TEMPERATURE OVERRIDES: -

OUTSIDE AIRFLOW: OA - 10 CFM/PERSON +0.18CFM/SF (SHOP)

ELECTRICAL REQUIREMENTS: PROVIDE LOCAL DEDICATED 208/120V PANEL TO SERVE ALL LOADS IN THIS SPACE. PROVIDE ONE (1) 240/3/30A RECEPTACLE ON EACH SIDE WALL.

LIGHTING SYSTEMS REQUIREMENTS: -

TELECOMMUNICATIONS / ELECTRONIC SYSTEMS REQUIREMENTS: NIPR AT DESK ONLY / LIS AT WORKBENCHES AND DESK.

MISCELLANEOUS SYSTEMS REQUIREMENTS: PROVIDE 10' HIGH CAGED SECURE STORAGE AREA.

US Army Corps of Engineers®

| MARK | DESCRIPTION | DATE |
|---|---|---|

ISSUE DATE: SEPTEMBER 2023
SOLICITATION NO.: W91328-XX-X-XXXX
CONTRACT NO.: W91328-XX-X-XXXX
PROJECT NUMBER: PROJECT #
DESIGNED BY: BUSH
DRAWN BY: -
CHECKED BY: BUSH
SUBMITTED BY: -
SIZE: ANSI D
FILE NAME: ARCH Revit Project Template_CESAM_2020.rvt

U.S. ARMY CORPS OF ENGINEERS
Mobile District
109 SAINT JOSEPH STREET
MOBILE AL 36602

DEPARTMENT OF THE ARMY
FACILITIES STANDARDIZATION PROGRAM
AVN-COS MEDIUM STANDARD DESIGN AIRCRAFT MAINTENANCE HANGAR

ROOM DATA SHEETS

SHEET ID
SD810

# SHPWT

ROOM DATA SHEET

| | |
|---|---|
| SPACE NAME | POWER TRAIN SHOP |
| FUNCTIONAL AREA / SUBAREA | FA01 MAINTENANCE OPERATIONS : FA01D COMPONENT REPAIR SHOPS |
| DESCRIPTION / USAGE | SHOP SPACE FOR INSPECTION AND, REPAIR OF TRANSMISSION AND ROTOR ASSEMBLIES. |
| PROGRAMMED AREA | SEE PLAN |
| OCCUPANT COUNT (FULL-TIME) | 0 |
| SPACE CATCODE | 211 16 |
| IBC / NFPA OCCUPANCY CATEGORY, USE CLASSIFICATION | F / INDUSTRIAL |
| ARCHITECTURAL REQUIREMENTS | PROVIDE CONCRETE OR CMU FOR BOTTOM 120" OF WALLS. PROVIDE 10' HIGH CAGED SECURE STORAGE AREA. PROVIDE 8' W X 12' H INSULATED MOTORIZED OVERHEAD DOOR TO MAINTENANCE BAY / SERVICE CORRIDOR. OVERHEAD DOOR MUST BE ACCOMPANIED BY AN ADJACENT PERSONNEL ACCESS/EGRESS DOOR. REFER TO FLOOR PLANS FOR FFE. |
| MINIMUM CEILING HEIGHT / OVERHEAD CLEAR | 12'-0" |
| ACOUSTICAL REQUIREMENTS | STC40 |
| AUDIO / VIDEO REQUIREMENTS | - |
| SPECIAL EQUIPMENT | 2-TON BRIDGE CRANE WITH 12' MINIMUM HOOK HEIGHT. |
| SECURITY REQUIREMENTS | - |
| FIRE PROTECTION REQUIREMENTS | - |
| SPRINKLER HAZARD CLASSIFICATION | ORDINARY HAZARD - 0.2/2500SF, HOSE STREAM - 250GPM |
| NFPA HAZARD CLASSIFICATION (MINIMUM) | - |
| PLUMBING REQUIREMENTS | PROVIDE COMBINATION EMERGENCY EYEWASH AND SHOWER STATION. PROVIDE ONE (1) HEAVY DUTY STAINLESS STEEL UTILITY SINK WITH POINT OF USE OIL INTERCEPTOR OR CONNECT TO OIL/WATER SEPARATOR. PROVIDE IAW UFC 4-211-01 PLUMBING 3-5.5 INCLUDING 3-5.5.1 EMERGENCY SHOWERS AND EYE WASH STATIONS. |
| GASES / AIR REQUIREMENTS | PROVIDE TWO (2) COMPRESSED AIR DROPS ON EACH SIDE WALL NEAR WORKBENCHES. PROVIDE DEDICATED ISOLATION VALVE IN SHOP. |
| MECHANICAL REQUIREMENTS | SPECIALIZED EXHAUST SYSTEM REQUIRED PER UFC 4-211-01 CHAPTER 3. |
| MECHANICAL AIRFLOW SUPPLY, EXHAUST | EXHAUST 0.5 CFM/SF |
| REQUIRED AIR BALANCE | - |
| MINIMUM HUMIDITY | - |
| MAXIMUM HUMIDITY | MAXIMUM OF 55ºF (12.8ºC) DEW POINT. TAKE INTO ACCOUNT THE MOISTURE GAIN IN THE SPACE |
| MINIMUM TEMPERATURE (HEATING) | PROVIDE IAW UFC 4-211-01 3-5.1 HVAC. 68ºF (20ºC) DB. DURING UNOCCUPIED HOURS, SET TEMPERATURES NO HIGHER THAN 55ºF (12.8ºC). |
| MAXIMUM TEMPERATURE (COOLING) | PROVIDE IAW UFC 4-211-01 3-5.1 HVAC 78ºF (26ºC) DB AND A MAX 55ºF (12.8ºC) DP. DURING UNOCCUPIED, NO LOWER THAN 85ºF (29.4ºC). |
| TEMPERATURE OVERRIDES | - |
| OUTSIDE AIRFLOW | OA - 10 CFM/PERSON +0.18CFM/SF (SHOP) |
| ELECTRICAL REQUIREMENTS | PROVIDE LOCAL DEDICATED 208/120V PANEL TO SERVE ALL LOADS IN THIS SPACE. PROVIDE ONE (1) 240/3/30A RECEPTACLE ON EACH SIDE WALL. |
| LIGHTING SYSTEMS REQUIREMENTS | - |
| TELECOMMUNICATIONS / ELECTRONIC SYSTEMS REQUIREMENTS | NIPR AT DESK ONLY / LIS AT WORKBENCHES AND DESK. |
| MISCELLANEOUS SYSTEMS REQUIREMENTS | PROVIDE 10' HIGH CAGED SECURE STORAGE AREA. |

# SHSTR

ROOM DATA SHEET

| | |
|---|---|
| SPACE NAME | STRUCTURAL REPAIR SHOP |
| FUNCTIONAL AREA / SUBAREA | FA01 MAINTENANCE OPERATIONS : FA01D COMPONENT REPAIR SHOPS |
| DESCRIPTION / USAGE | SHOP SPACE FOR METAL FABRICATION AND COMPOSITE MATERIAL REPAIR. |
| PROGRAMMED AREA | SEE PLAN |
| OCCUPANT COUNT (FULL-TIME) | 0 |
| SPACE CATCODE | 211 16 |
| IBC / NFPA OCCUPANCY CATEGORY, USE CLASSIFICATION | F / INDUSTRIAL |
| ARCHITECTURAL REQUIREMENTS | PROVIDE CONCRETE OR CMU FOR BOTTOM 120" OF WALLS. PROVIDE 10' HIGH CAGED SECURE STORAGE AREA. PROVIDE 8' WIDE X 12' HIGH INSULATED MOTORIZED OVERHEAD DOOR TO MAINTENANCE BAY / SERVICE CORRIDOR. OVERHEAD DOOR MUST BE ACCOMPANIED BY AN ADJACENT PERSONNEL ACCESS/EGRESS DOOR. REFER TO FLOOR PLANS FOR FFE. |
| MINIMUM CEILING HEIGHT / OVERHEAD CLEAR | 12'-0" |
| ACOUSTICAL REQUIREMENTS | STC40 |
| AUDIO / VIDEO REQUIREMENTS | - |
| SPECIAL EQUIPMENT | - |
| SECURITY REQUIREMENTS | - |
| FIRE PROTECTION REQUIREMENTS | - |
| SPRINKLER HAZARD CLASSIFICATION | ORDINARY HAZARD - 0.2/2500SF, HOSE STREAM - 250GPM |
| NFPA HAZARD CLASSIFICATION (MINIMUM) | - |
| PLUMBING REQUIREMENTS | EMERGENCY EYEWASH STATION WITH FLOOR DRAIN. PROVIDE ONE (1) HEAVY DUTY STAINLESS STEEL UTILITY SINK WITH POINT OF USE OIL INTERCEPTOR OR CONNECT TO OIL/WATER SEPARATOR. PROVIDE IAW UFC 4-211-01 PLUMBING 3-5.5 INCLUDING 3-5.5.1 EMERGENCY SHOWERS AND EYE WASH STATIONS. |
| GASES / AIR REQUIREMENTS | PROVIDE ONE (1) COMPRESSED AIR DROP ABOVE WORKBENCHES FROM CEILING MOUNTED RETRACTABLE AIR HOSE REEL AND ADDITIONAL WALL MOUNTED OUTLETS NEAR PAINT BOOTH AND SERVICE SINK. PROVIDE DEDICATED ISOLATION VALVE IN SHOP. |
| MECHANICAL REQUIREMENTS | SPECIALIZED EXHAUST SYSTEM REQUIRED PER UFC 4-211-01 CHAPTER 3. EXHAUST REQUIRED FOR PAINT BOOTH EQ29. |
| MECHANICAL AIRFLOW SUPPLY, EXHAUST | EXHAUST 0.5 CFM/SF |
| REQUIRED AIR BALANCE | - |
| MINIMUM HUMIDITY | - |
| MAXIMUM HUMIDITY | MAXIMUM OF 55ºF (12.8ºC) DEW POINT. TAKE INTO ACCOUNT THE MOISTURE GAIN IN THE SPACE |
| MINIMUM TEMPERATURE (HEATING) | PROVIDE IAW UFC 4-211-01 3-5.1 HVAC. 68ºF (20ºC) DB. DURING UNOCCUPIED HOURS, SET TEMPERATURES NO HIGHER THAN 55ºF (12.8ºC). |
| MAXIMUM TEMPERATURE (COOLING) | PROVIDE IAW UFC 4-211-01 3-5.1 HVAC 78ºF (26ºC) DB AND A MAX 55ºF (12.8ºC) DP. DURING UNOCCUPIED, NO LOWER THAN 85ºF (29.4ºC). |
| TEMPERATURE OVERRIDES | - |
| OUTSIDE AIRFLOW | OA - 10 CFM/PERSON +0.18CFM/SF (SHOP) |
| ELECTRICAL REQUIREMENTS | PROVIDE LOCAL DEDICATED 208/120V PANEL TO SERVE ALL LOADS IN THIS SPACE. PROVIDE ONE (1) 240/3/30A RECEPTACLE ON EACH SIDE WALL. PROVIDE CEILING MOUNTED RETRACTABLE POWER REEL AT EACH WORKBENCH AND WORKTABLE. |
| LIGHTING SYSTEMS REQUIREMENTS | - |
| TELECOMMUNICATIONS / ELECTRONIC SYSTEMS REQUIREMENTS | NIPR / LIS |
| MISCELLANEOUS SYSTEMS REQUIREMENTS | PROVIDE 10' HIGH CAGED SECURE STORAGE AREA. |

# SHEAV

ROOM DATA SHEET

| | |
|---|---|
| SPACE NAME | ELECTRICAL / AVIONICS REPAIR SHOP |
| FUNCTIONAL AREA / SUBAREA | FA01 MAINTENANCE OPERATIONS : FA01D COMPONENT REPAIR SHOPS |
| DESCRIPTION / USAGE | SHOP SPACE FOR REPAIR OF AIRCRAFT AVIONICS, ARMAMENT, AND ELECTRICAL SYSTEMS. |
| PROGRAMMED AREA | SEE PLAN |
| OCCUPANT COUNT (FULL-TIME) | 0 |
| SPACE CATCODE | 211 10 |
| IBC / NFPA OCCUPANCY CATEGORY, USE CLASSIFICATION | F / INDUSTRIAL |
| ARCHITECTURAL REQUIREMENTS | PROVIDE 72" WIDE DOUBLE DOOR ACCESS TO MAINTENANCE BAY / SERVICE CORRIDOR. PROVIDE (1) DRY ERASE MB 6'X4'. |
| MINIMUM CEILING HEIGHT / OVERHEAD CLEAR | 10'-0" |
| ACOUSTICAL REQUIREMENTS | STC40 |
| AUDIO / VIDEO REQUIREMENTS | - |
| SPECIAL EQUIPMENT | - |
| SECURITY REQUIREMENTS | - |
| FIRE PROTECTION REQUIREMENTS | - |
| SPRINKLER HAZARD CLASSIFICATION | ORDINARY HAZARD - 0.2/2500SF, HOSE STREAM - 250GPM |
| NFPA HAZARD CLASSIFICATION (MINIMUM) | - |
| PLUMBING REQUIREMENTS | EMERGENCY EYEWASH STATION WITH FLOOR DRAIN. PROVIDE IAW UFC 4-211-01 PLUMBING 3-5.5 INCLUDING 3-5.5.1 EMERGENCY EYE WASH STATION. |
| GASES / AIR REQUIREMENTS | PROVIDE MINIMUM OF TWO (2) COMPRESSED AIR DROPS ALONG MAINTENANCE BAY WALL AND TWO (2) DROPS AT ELECTRONIC WORKBENCHES. PROVIDE DEDICATED ISOLATION VALVE IN SHOP. |
| MECHANICAL REQUIREMENTS | SPECIALIZED EXHAUST SYSTEM REQUIRED PER UFC 4-211-01 CHAPTER 3. 3-5.3.1.3 AVIONICS/ELECTRICAL REPAIR EXHAUST |
| MECHANICAL AIRFLOW SUPPLY, EXHAUST | EXHAUST 0.5 CFM/SF |
| REQUIRED AIR BALANCE | - |
| MINIMUM HUMIDITY | - |
| MAXIMUM HUMIDITY | MAXIMUM OF 55ºF (12.8ºC) DEW POINT. TAKE INTO ACCOUNT THE MOISTURE GAIN IN THE SPACE |
| MINIMUM TEMPERATURE (HEATING) | PROVIDE IAW UFC 4-211-01 3-5.1 HVAC. 68ºF (20ºC) DB. DURING UNOCCUPIED HOURS, SET TEMPERATURES NO HIGHER THAN 55ºF (12.8ºC). |
| MAXIMUM TEMPERATURE (COOLING) | PROVIDE IAW UFC 4-211-01 3-5.1 HVAC 78ºF (26ºC) DB AND A MAX 55ºF (12.8ºC) DP. DURING UNOCCUPIED, NO LOWER THAN 85ºF (29.4ºC). |
| TEMPERATURE OVERRIDES | - |
| OUTSIDE AIRFLOW | OA - 10 CFM/PERSON +0.18CFM/SF (SHOP) |
| ELECTRICAL REQUIREMENTS | PROVIDE LOCAL DEDICATED 208/120V PANEL TO SERVE ALL LOADS IN THIS SPACE. PROVIDE GROUNDING BAR AT EACH WORKBENCH. PROVIDE EMERGENCY POWER OFF SWITCH. BOTH 110V AND 220V OUTLETS MUST BE PROVIDED NEAR WORKBENCHES. |
| LIGHTING SYSTEMS REQUIREMENTS | - |
| TELECOMMUNICATIONS / ELECTRONIC SYSTEMS REQUIREMENTS | NIPR / LIS |
| MISCELLANEOUS SYSTEMS REQUIREMENTS | - |

# SLCOM

ROOM DATA SHEET

| | |
|---|---|
| SPACE NAME | BREAK ROOM |
| FUNCTIONAL AREA / SUBAREA | FA03 NET-TO-GROSS AREA : FA03A COMMON AREA |
| DESCRIPTION / USAGE | COMMON BREAK / TRAINING ROOM |
| PROGRAMMED AREA | SEE PLAN |
| OCCUPANT COUNT (FULL-TIME) | 49 |
| SPACE CATCODE | 211 10 |
| IBC / NFPA OCCUPANCY CATEGORY, USE CLASSIFICATION | B / BUSINESS |
| ARCHITECTURAL REQUIREMENTS | - |
| MINIMUM CEILING HEIGHT / OVERHEAD CLEAR | 10'-0" |
| ACOUSTICAL REQUIREMENTS | STC40 |
| AUDIO / VIDEO REQUIREMENTS | - |
| SPECIAL EQUIPMENT | PROVIDE TV MOUNT WITH POWER, CABLE AND DATA OUTLETS |
| SECURITY REQUIREMENTS | - |
| FIRE PROTECTION REQUIREMENTS | - |
| SPRINKLER HAZARD CLASSIFICATION | LIGHT - 0.1/1500 @30FT CEILINGS, HOSE STREAM - 250GPM |
| NFPA HAZARD CLASSIFICATION (MINIMUM) | - |
| PLUMBING REQUIREMENTS | PROVIDE TWO COMPARTMENT STAINLESS STEEL SINK |
| GASES / AIR REQUIREMENTS | - |
| MECHANICAL REQUIREMENTS | - |
| MECHANICAL AIRFLOW SUPPLY, EXHAUST | EXHAUST 0.3 CFM/SF (KITCHENETTE) PER ASHRAE 62.1 |
| REQUIRED AIR BALANCE | - |
| MINIMUM HUMIDITY | - |
| MAXIMUM HUMIDITY | MAXIMUM OF 55ºF (12.8ºC) DEW POINT. TAKE INTO ACCOUNT THE MOISTURE GAIN IN THE SPACE |
| MINIMUM TEMPERATURE (HEATING) | PROVIDE IAW UFC 4-211-01 3-5.1 HVAC. 68ºF (20ºC) DB. DURING UNOCCUPIED HOURS, SET TEMPERATURES NO HIGHER THAN 55ºF (12.8ºC). |
| MAXIMUM TEMPERATURE (COOLING) | PROVIDE IAW UFC 4-211-01 3-5.1 HVAC 78ºF (26ºC) DB AND A MAX 55ºF (12.8ºC) DP. DURING UNOCCUPIED, NO LOWER THAN 85ºF (29.4ºC). |
| TEMPERATURE OVERRIDES | - |
| OUTSIDE AIRFLOW | OA - 5 CFM/PERSON +0.06CFM/SF (OFFICE) |
| ELECTRICAL REQUIREMENTS | PROVIDE ELECTRICAL OUTLETS FOR COUNTERTOP APPLIANCES, VENDING MACHINES, COMPUTERS, PRINTERS |
| LIGHTING SYSTEMS REQUIREMENTS | - |
| TELECOMMUNICATIONS / ELECTRONIC SYSTEMS REQUIREMENTS | PROVIDE NIPR FOR COMPUTER BASED TRAINING. |
| MISCELLANEOUS SYSTEMS REQUIREMENTS | - |

US Army Corps of Engineers®

| MARK | DESCRIPTION | DATE |
|---|---|---|

ISSUE DATE: SEPTEMBER 2023
SOLICITATION NO.: W91328-XX-X-XXXX
CONTRACT NO.: W91328-XX-X-XXXX
PROJECT NUMBER: PROJECT #
DESIGNED BY: BUSH
DRAWN BY: -
CHECKED BY: BUSH
SUBMITTED BY: -
SIZE: ANSI D
FILE NAME: ARCH Revit Project Template_CESAM_2020.rvt

U.S. ARMY CORPS OF ENGINEERS
Mobile District
109 SAINT JOSEPH STREET
MOBILE AL 36602

DEPARTMENT OF THE ARMY
FACILITIES STANDARDIZATION PROGRAM
AVN-COS MEDIUM STANDARD DESIGN AIRCRAFT MAINTENANCE HANGAR

ROOM DATA SHEETS

SHEET ID
SD811

1 2 3 4 5 6 7 8 9 10

G F E D C B A

# SLEP1

ROOM DATA SHEET

SPACE NAME: MEDEVAC SLEEP ROOM
FUNCTIONAL AREA / SUBAREA: FA02 AVIATION UNIT OPERATIONS : FA02A MEDEVAC READY AREA
DESCRIPTION / USAGE: PRIVATE SLEEPING ROOM FOR DUTY MEDEVAC CREWS
PROGRAMMED AREA: SEE PLAN
OCCUPANT COUNT (FULL-TIME): 0
SPACE CATCODE: 141 12
IBC / NFPA OCCUPANCY CATEGORY, USE CLASSIFICATION: B / BUSINESS
ARCHITECTURAL REQUIREMENTS: PROVIDE LOCKABLE DOOR
MINIMUM CEILING HEIGHT / OVERHEAD CLEAR: 9'-0"
ACOUSTICAL REQUIREMENTS: STC50
AUDIO / VIDEO REQUIREMENTS: -
SPECIAL EQUIPMENT: -
SECURITY REQUIREMENTS: -
FIRE PROTECTION REQUIREMENTS: -
SPRINKLER HAZARD CLASSIFICATION: LIGHT - 0.1/1500 @30FT CEILINGS, HOSE STREAM - 250GPM
NFPA HAZARD CLASSIFICATION (MINIMUM): -
PLUMBING REQUIREMENTS: -
GASES / AIR REQUIREMENTS: -
MECHANICAL REQUIREMENTS: -
MECHANICAL AIRFLOW SUPPLY, EXHAUST: -
REQUIRED AIR BALANCE: 0
MINIMUM HUMIDITY: -
MAXIMUM HUMIDITY: MAXIMUM OF 55ºF (12.8ºC) DEW POINT. TAKE INTO ACCOUNT THE MOISTURE GAIN IN THE SPACE
MINIMUM TEMPERATURE (HEATING): PROVIDE IAW UFC 4-211-01 3-5.1 HVAC. 68ºF (20ºC) DB. DURING UNOCCUPIED HOURS, SET TEMPERATURES NO HIGHER THAN 55ºF (12.8ºC).
MAXIMUM TEMPERATURE (COOLING): PROVIDE IAW UFC 4-211-01 3-5.1 HVAC 78ºF (26ºC) DB AND A MAX 55ºF (12.8ºC) DP. DURING UNOCCUPIED, NO LOWER THAN 85ºF (29.4ºC).
TEMPERATURE OVERRIDES: -
OUTSIDE AIRFLOW: OA - 5 CFM/PERSON +0.06CFM/SF (OFFICE)
ELECTRICAL REQUIREMENTS: -
LIGHTING SYSTEMS REQUIREMENTS: DIMMABLE LIGHTING
TELECOMMUNICATIONS / ELECTRONIC SYSTEMS REQUIREMENTS: -
MISCELLANEOUS SYSTEMS REQUIREMENTS: -

# SLLAC

ROOM DATA SHEET

SPACE NAME: LACTATION
FUNCTIONAL AREA / SUBAREA: FA03 NET-TO-GROSS AREA : FA03A COMMON AREA
DESCRIPTION / USAGE: LACTATION SPACE PER UFC 1-200-01 PARA 1-4.2
PROGRAMMED AREA: SEE PLAN
OCCUPANT COUNT (FULL-TIME): 0
SPACE CATCODE: 211 10
IBC / NFPA OCCUPANCY CATEGORY, USE CLASSIFICATION: B / BUSINESS
ARCHITECTURAL REQUIREMENTS: PROVIDE LOCKABLE DOOR, 72" LF (MINIMUM) OF COUNTERTOP WITH SPACE FOR UNDER-COUNTER REFRIGERATOR
MINIMUM CEILING HEIGHT / OVERHEAD CLEAR: 9'-0"
ACOUSTICAL REQUIREMENTS: STC50
AUDIO / VIDEO REQUIREMENTS: -
SPECIAL EQUIPMENT: -
SECURITY REQUIREMENTS: -
FIRE PROTECTION REQUIREMENTS: -
SPRINKLER HAZARD CLASSIFICATION: LIGHT - 0.1/1500 @30FT CEILINGS, HOSE STREAM - 250GPM
NFPA HAZARD CLASSIFICATION (MINIMUM): -
PLUMBING REQUIREMENTS: PROVIDE SINGLE COMPARTMENT STAINLESS STEEL SINK
GASES / AIR REQUIREMENTS: -
MECHANICAL REQUIREMENTS: INDEPENDANT TEMPERATURE CONTROLS & EXHAUST
MECHANICAL AIRFLOW SUPPLY, EXHAUST: SUGGEST EXHAUST 50/70 CFM
REQUIRED AIR BALANCE: 0
MINIMUM HUMIDITY: -
MAXIMUM HUMIDITY: MAXIMUM OF 55ºF (12.8ºC) DEW POINT. TAKE INTO ACCOUNT THE MOISTURE GAIN IN THE SPACE
MINIMUM TEMPERATURE (HEATING): PROVIDE IAW UFC 4-211-01 3-5.1 HVAC. 68ºF (20ºC) DB. DURING UNOCCUPIED HOURS, SET TEMPERATURES NO HIGHER THAN 55ºF (12.8ºC).
MAXIMUM TEMPERATURE (COOLING): PROVIDE IAW UFC 4-211-01 3-5.1 HVAC 78ºF (26ºC) DB AND A MAX 55ºF (12.8ºC) DP. DURING UNOCCUPIED, NO LOWER THAN 85ºF (29.4ºC).
TEMPERATURE OVERRIDES: -
OUTSIDE AIRFLOW: OA - 5 CFM/PERSON +0.06CFM/SF (OFFICE)
ELECTRICAL REQUIREMENTS: PROVIDE ELECTRICAL OUTLETS FOR COUNTERTOP APPLIANCES AND UC REFRIGERATOR
LIGHTING SYSTEMS REQUIREMENTS: DIMMABLE LIGHTING
TELECOMMUNICATIONS / ELECTRONIC SYSTEMS REQUIREMENTS: -
MISCELLANEOUS SYSTEMS REQUIREMENTS: -

# SLMED

ROOM DATA SHEET

SPACE NAME: MEDEVAC BREAK/KITCHENETTE
FUNCTIONAL AREA / SUBAREA: FA02 AVIATION UNIT OPERATIONS : FA02A MEDEVAC READY AREA
DESCRIPTION / USAGE: BREAK AREA FOR DUTY MEDEVAC CREWS
PROGRAMMED AREA: SEE PLAN
OCCUPANT COUNT (FULL-TIME): 0
SPACE CATCODE: 141 12
IBC / NFPA OCCUPANCY CATEGORY, USE CLASSIFICATION: B / BUSINESS
ARCHITECTURAL REQUIREMENTS: PROVIDE 72" LF (MINIMUM) OF COUNTERTOP WITH SPACE FOR MIN. 14CF REFRIGERATOR
MINIMUM CEILING HEIGHT / OVERHEAD CLEAR: 9'-0"
ACOUSTICAL REQUIREMENTS: STC45
AUDIO / VIDEO REQUIREMENTS: -
SPECIAL EQUIPMENT: -
SECURITY REQUIREMENTS: -
FIRE PROTECTION REQUIREMENTS: -
SPRINKLER HAZARD CLASSIFICATION: LIGHT - 0.1/1500 @30FT CEILINGS, HOSE STREAM - 250GPM
NFPA HAZARD CLASSIFICATION (MINIMUM): -
PLUMBING REQUIREMENTS: PROVIDE TWO COMPARTMENT STAINLESS STEEL SINK
GASES / AIR REQUIREMENTS: -
MECHANICAL REQUIREMENTS: -
MECHANICAL AIRFLOW SUPPLY, EXHAUST: EXHAUST 0.3 CFM/SF (KITCHENETTE) PER ASHRAE 62.1
REQUIRED AIR BALANCE: -
MINIMUM HUMIDITY: -
MAXIMUM HUMIDITY: MAXIMUM OF 55ºF (12.8ºC) DEW POINT. TAKE INTO ACCOUNT THE MOISTURE GAIN IN THE SPACE
MINIMUM TEMPERATURE (HEATING): PROVIDE IAW UFC 4-211-01 3-5.1 HVAC. 68ºF (20ºC) DB. DURING UNOCCUPIED HOURS, SET TEMPERATURES NO HIGHER THAN 55ºF (12.8ºC).
MAXIMUM TEMPERATURE (COOLING): PROVIDE IAW UFC 4-211-01 3-5.1 HVAC 78ºF (26ºC) DB AND A MAX 55ºF (12.8ºC) DP. DURING UNOCCUPIED, NO LOWER THAN 85ºF (29.4ºC).
TEMPERATURE OVERRIDES: -
OUTSIDE AIRFLOW: OA - 5 CFM/PERSON +0.06CFM/SF (BREAK)
ELECTRICAL REQUIREMENTS: PROVIDE ELECTRICAL OUTLETS FOR COUNTERTOP APPLIANCES
LIGHTING SYSTEMS REQUIREMENTS: -
TELECOMMUNICATIONS / ELECTRONIC SYSTEMS REQUIREMENTS: -
MISCELLANEOUS SYSTEMS REQUIREMENTS: -

# STAIR

ROOM DATA SHEET

SPACE NAME: STAIR
FUNCTIONAL AREA / SUBAREA: FA03 NET-TO-GROSS AREA : FA03C CIRCULATION
DESCRIPTION / USAGE: COMMON STAIR
PROGRAMMED AREA: SEE PLAN
OCCUPANT COUNT (FULL-TIME): 0
SPACE CATCODE: 211 10
IBC / NFPA OCCUPANCY CATEGORY, USE CLASSIFICATION: B / BUSINESS
ARCHITECTURAL REQUIREMENTS: -
MINIMUM CEILING HEIGHT / OVERHEAD CLEAR: 9'-0"
ACOUSTICAL REQUIREMENTS: -
AUDIO / VIDEO REQUIREMENTS: -
SPECIAL EQUIPMENT: -
SECURITY REQUIREMENTS: -
FIRE PROTECTION REQUIREMENTS: -
SPRINKLER HAZARD CLASSIFICATION: LIGHT - 0.1/1500 @30FT CEILINGS, HOSE STREAM - 250GPM
NFPA HAZARD CLASSIFICATION (MINIMUM): -
PLUMBING REQUIREMENTS: -
GASES / AIR REQUIREMENTS: -
MECHANICAL REQUIREMENTS: PROVIDE HEATING ONLY WITH A UNIT HEATER FOR THE STAIRS WHEN THE CLIMATE MAKES IT NECESSARY.
MECHANICAL AIRFLOW SUPPLY, EXHAUST: -
REQUIRED AIR BALANCE: 0
MINIMUM HUMIDITY: -
MAXIMUM HUMIDITY: -
MINIMUM TEMPERATURE (HEATING): -
MAXIMUM TEMPERATURE (COOLING): -
TEMPERATURE OVERRIDES: -
OUTSIDE AIRFLOW: -
ELECTRICAL REQUIREMENTS: -
LIGHTING SYSTEMS REQUIREMENTS: -
TELECOMMUNICATIONS / ELECTRONIC SYSTEMS REQUIREMENTS: -
MISCELLANEOUS SYSTEMS REQUIREMENTS: -

US Army Corps of Engineers®

| MARK | DESCRIPTION | DATE |
|---|---|---|

ISSUE DATE: SEPTEMBER 2023
SOLICITATION NO.: W91328-XX-X-XXXX
CONTRACT NO.: W91328-XX-X-XXXX
PROJECT NUMBER: PROJECT #
DESIGNED BY: BUSH
DRAWN BY: -
CHECKED BY: BUSH
SUBMITTED BY: -
SIZE: ANSI D
FILE NAME: ARCH Revit Project Template_CESAM_2020.rvt

U.S. ARMY CORPS OF ENGINEERS
Mobile District
109 SAINT JOSEPH STREET
MOBILE AL 36602

DEPARTMENT OF THE ARMY
FACILITIES STANDARDIZATION PROGRAM
AVN-COS MEDIUM STANDARD DESIGN AIRCRAFT MAINTENANCE HANGAR

ROOM DATA SHEETS

SHEET ID
SD812

# TECH1

ROOM DATA SHEET

SPACE NAME: TECH SUPPLY WAREHOUSE
FUNCTIONAL AREA / SUBAREA: FA01 MAINTENANCE OPERATIONS : FA01F TECH SUPPLY
DESCRIPTION / USAGE: SPACE FOR RECEIVING, STORING, AND ISSUING OF CLASS IX (AIR), PLL, BENCH STOCK, AND SHOP STOCK.
PROGRAMMED AREA: SEE PLAN
OCCUPANT COUNT (FULL-TIME): 0
SPACE CATCODE: 211 13
IBC / NFPA OCCUPANCY CATEGORY, USE CLASSIFICATION: S / STORAGE
ARCHITECTURAL REQUIREMENTS: PROVIDE CONCRETE OR CMU FOR BOTTOM 120" OF WALLS. PROVIDE 10'W X 12'H INSULATED MOTORIZED OVERHEAD DOORS AT EXTERIOR WALLS AND AT MAINTENANCE BAY WALL WHEN DIRECT ACCESS TO THE AIRCRAFT MAINTENANCE BAY IS POSSIBLE. PROVIDE 36" WIDE ACCESS DOOR TO PARTS OFFICE AND TO EXTERIOR ADJACENT TO ONE OVERHEAD DOOR. SHELVING SHALL BE NO TALLER THAN 10'-0".
MINIMUM CEILING HEIGHT / OVERHEAD CLEAR: 12'-0" TO BTM OF STRUCTURE / UTILITIES
ACOUSTICAL REQUIREMENTS: STC40
AUDIO / VIDEO REQUIREMENTS: -
SPECIAL EQUIPMENT: -
SECURITY REQUIREMENTS: -
FIRE PROTECTION REQUIREMENTS: -
SPRINKLER HAZARD CLASSIFICATION: ORDINARY HAZARD - 0.2/2500SF, HOSE STREAM - 250GPM
NFPA HAZARD CLASSIFICATION (MINIMUM): CLASS I DIVISION II UP TO 18" AFF
PLUMBING REQUIREMENTS: EXTERIOR HOSE BIBB NEAR ACCESS DOOR
GASES / AIR REQUIREMENTS: PROVIDE (1) COMPRESSED AIR DROP. COORDINATE LOCATION WITH UNIT. PROVIDE DEDICATED ISOLATION VALVE WITHIN THE SPACE
MECHANICAL REQUIREMENTS: INDEPENDANTLY CONDITIONED AND HUMIDITY CONTROLLED
MECHANICAL AIRFLOW SUPPLY, EXHAUST: EXHAUST 0.5 CFM/SF
REQUIRED AIR BALANCE: -
MINIMUM HUMIDITY: -
MAXIMUM HUMIDITY: MAXIMUM OF 55ºF (12.8ºC) DEW POINT. TAKE INTO ACCOUNT THE MOISTURE GAIN IN THE SPACE
MINIMUM TEMPERATURE (HEATING): PROVIDE IAW UFC 4-211-01 3-5.1 HVAC. 68ºF (20ºC) DB. DURING UNOCCUPIED HOURS, SET TEMPERATURES NO HIGHER THAN 55ºF (12.8ºC).
MAXIMUM TEMPERATURE (COOLING): PROVIDE IAW UFC 4-211-01 3-5.1 HVAC 78ºF (26ºC) DB AND A MAX 55ºF (12.8ºC) DP. DURING UNOCCUPIED, NO LOWER THAN 85ºF (29.4ºC).
TEMPERATURE OVERRIDES: -
OUTSIDE AIRFLOW: OA - 10 CFM/PERSON +0.18CFM/SF (SHOP)
ELECTRICAL REQUIREMENTS: PROVIDE ONE (1) 240/3/30A RECEPTACLE FOR FORKLIFT CHARGING. PROVIDE ONE (1) 240/3/30A RECEPTACLE FOR FORKLIFT CHARGING
LIGHTING SYSTEMS REQUIREMENTS: -
TELECOMMUNICATIONS / ELECTRONIC SYSTEMS REQUIREMENTS: NIPR / LIS. PROVIDE ONE (1) VOICE DROP NEAR EXTERIOR ENTRANCE.
MISCELLANEOUS SYSTEMS REQUIREMENTS: -

# TLTS1

ROOM DATA SHEET

SPACE NAME: MEDEVAC TOILET / SHOWER
FUNCTIONAL AREA / SUBAREA: FA02 AVIATION UNIT OPERATIONS : FA02A MEDEVAC READY AREA
DESCRIPTION / USAGE: TOILET / SHOWER ROOM
PROGRAMMED AREA: SEE PLAN
OCCUPANT COUNT (FULL-TIME): 0
SPACE CATCODE: 141 12
IBC / NFPA OCCUPANCY CATEGORY, USE CLASSIFICATION: B / BUSINESS
ARCHITECTURAL REQUIREMENTS: -
MINIMUM CEILING HEIGHT / OVERHEAD CLEAR: 9'-0"
ACOUSTICAL REQUIREMENTS: STC40
AUDIO / VIDEO REQUIREMENTS: -
SPECIAL EQUIPMENT: -
SECURITY REQUIREMENTS: -
FIRE PROTECTION REQUIREMENTS: -
SPRINKLER HAZARD CLASSIFICATION: LIGHT - 0.1/1500 @30FT CEILINGS, HOSE STREAM - 250GPM
NFPA HAZARD CLASSIFICATION (MINIMUM): -
PLUMBING REQUIREMENTS: PROVIDE FLOOR DRAIN
GASES / AIR REQUIREMENTS: -
MECHANICAL REQUIREMENTS: -
MECHANICAL AIRFLOW SUPPLY, EXHAUST: EXHAUST 50/70 CFM PER FIXTURE
REQUIRED AIR BALANCE: -
MINIMUM HUMIDITY: -
MAXIMUM HUMIDITY: MAXIMUM OF 55ºF (12.8ºC) DEW POINT. TAKE INTO ACCOUNT THE MOISTURE GAIN IN THE SPACE
MINIMUM TEMPERATURE (HEATING): PROVIDE IAW UFC 4-211-01 3-5.1 HVAC. 68ºF (20ºC) DB. DURING UNOCCUPIED HOURS, SET TEMPERATURES NO HIGHER THAN 55ºF (12.8ºC).
MAXIMUM TEMPERATURE (COOLING): PROVIDE IAW UFC 4-211-01 3-5.1 HVAC 78ºF (26ºC) DB AND A MAX 55ºF (12.8ºC) DP. DURING UNOCCUPIED, NO LOWER THAN 85ºF (29.4ºC).
TEMPERATURE OVERRIDES: -
OUTSIDE AIRFLOW: NEGATIVELY PRESSURIZED
ELECTRICAL REQUIREMENTS: -
LIGHTING SYSTEMS REQUIREMENTS: -
TELECOMMUNICATIONS / ELECTRONIC SYSTEMS REQUIREMENTS: -
MISCELLANEOUS SYSTEMS REQUIREMENTS: -

# TLTS2

ROOM DATA SHEET

SPACE NAME: SHOWER / LOCKER ROOM
FUNCTIONAL AREA / SUBAREA: FA03 NET-TO-GROSS AREA : FA03A COMMON AREA
DESCRIPTION / USAGE: MULTIPLE FIXTURE SHOWER ROOM WITH LOCKERS
PROGRAMMED AREA: SEE PLAN
OCCUPANT COUNT (FULL-TIME): 0
SPACE CATCODE: 211 10
IBC / NFPA OCCUPANCY CATEGORY, USE CLASSIFICATION: B / BUSINESS
ARCHITECTURAL REQUIREMENTS: -
MINIMUM CEILING HEIGHT / OVERHEAD CLEAR: 9'-0"
ACOUSTICAL REQUIREMENTS: STC40
AUDIO / VIDEO REQUIREMENTS: -
SPECIAL EQUIPMENT: -
SECURITY REQUIREMENTS: -
FIRE PROTECTION REQUIREMENTS: -
SPRINKLER HAZARD CLASSIFICATION: LIGHT - 0.1/1500 @30FT CEILINGS, HOSE STREAM - 250GPM
NFPA HAZARD CLASSIFICATION (MINIMUM): -
PLUMBING REQUIREMENTS: PROVIDE FLOOR DRAIN
GASES / AIR REQUIREMENTS: -
MECHANICAL REQUIREMENTS: -
MECHANICAL AIRFLOW SUPPLY, EXHAUST: EXHAUST 0.5 CFM/SF
REQUIRED AIR BALANCE: -
MINIMUM HUMIDITY: -
MAXIMUM HUMIDITY: MAXIMUM OF 55ºF (12.8ºC) DEW POINT. TAKE INTO ACCOUNT THE MOISTURE GAIN IN THE SPACE
MINIMUM TEMPERATURE (HEATING): PROVIDE IAW UFC 4-211-01 3-5.1 HVAC. 68ºF (20ºC) DB. DURING UNOCCUPIED HOURS, SET TEMPERATURES NO HIGHER THAN 55ºF (12.8ºC).
MAXIMUM TEMPERATURE (COOLING): PROVIDE IAW UFC 4-211-01 3-5.1 HVAC 78ºF (26ºC) DB AND A MAX 55ºF (12.8ºC) DP. DURING UNOCCUPIED, NO LOWER THAN 85ºF (29.4ºC).
TEMPERATURE OVERRIDES: -
OUTSIDE AIRFLOW: NEGATIVELY PRESSURIZED
ELECTRICAL REQUIREMENTS: -
LIGHTING SYSTEMS REQUIREMENTS: -
TELECOMMUNICATIONS / ELECTRONIC SYSTEMS REQUIREMENTS: -
MISCELLANEOUS SYSTEMS REQUIREMENTS: -

# TLTU1

ROOM DATA SHEET

SPACE NAME: UNISEX SINGLE FIXTURE TOILET ROOM
FUNCTIONAL AREA / SUBAREA: FA03 NET-TO-GROSS AREA : FA03A COMMON AREA
DESCRIPTION / USAGE: SINGLE FIXTURE LATRINE
PROGRAMMED AREA: SEE PLAN
OCCUPANT COUNT (FULL-TIME): 0
SPACE CATCODE: 211 10
IBC / NFPA OCCUPANCY CATEGORY, USE CLASSIFICATION: B / BUSINESS
ARCHITECTURAL REQUIREMENTS: -
MINIMUM CEILING HEIGHT / OVERHEAD CLEAR: 9'-0"
ACOUSTICAL REQUIREMENTS: STC40
AUDIO / VIDEO REQUIREMENTS: -
SPECIAL EQUIPMENT: -
SECURITY REQUIREMENTS: -
FIRE PROTECTION REQUIREMENTS: -
SPRINKLER HAZARD CLASSIFICATION: LIGHT - 0.1/1500 @30FT CEILINGS, HOSE STREAM - 250GPM
NFPA HAZARD CLASSIFICATION (MINIMUM): -
PLUMBING REQUIREMENTS: CONFIRM WALL OR FLOOR MOUNTED WATER CLOSET WITH INSTALLATION. PROVIDE CHAIR CARRIERS WITH WALL MOUNTED FIXTURES.
GASES / AIR REQUIREMENTS: -
MECHANICAL REQUIREMENTS: -
MECHANICAL AIRFLOW SUPPLY, EXHAUST: EXHAUST 50/70 CFM PER FIXTURE
REQUIRED AIR BALANCE: -
MINIMUM HUMIDITY: -
MAXIMUM HUMIDITY: MAXIMUM OF 55ºF (12.8ºC) DEW POINT. TAKE INTO ACCOUNT THE MOISTURE GAIN IN THE SPACE
MINIMUM TEMPERATURE (HEATING): PROVIDE IAW UFC 4-211-01 3-5.1 HVAC. 68ºF (20ºC) DB. DURING UNOCCUPIED HOURS, SET TEMPERATURES NO HIGHER THAN 55ºF (12.8ºC).
MAXIMUM TEMPERATURE (COOLING): PROVIDE IAW UFC 4-211-01 3-5.1 HVAC 78ºF (26ºC) DB AND A MAX 55ºF (12.8ºC) DP. DURING UNOCCUPIED, NO LOWER THAN 85ºF (29.4ºC).
TEMPERATURE OVERRIDES: -
OUTSIDE AIRFLOW: NEGATIVELY PRESSURIZED
ELECTRICAL REQUIREMENTS: -
LIGHTING SYSTEMS REQUIREMENTS: -
TELECOMMUNICATIONS / ELECTRONIC SYSTEMS REQUIREMENTS: -
MISCELLANEOUS SYSTEMS REQUIREMENTS: -

US Army Corps of Engineers®

| MARK | DESCRIPTION | DATE |
|---|---|---|

ISSUE DATE: SEPTEMBER 2023
SOLICITATION NO.: W91328-XX-X-XXXX
CONTRACT NO.: W91328-XX-X-XXXX
PROJECT NUMBER: PROJECT #
DESIGNED BY: BUSH
DRAWN BY: -
CHECKED BY: BUSH
SUBMITTED BY: -
SIZE: ANSI D
FILE NAME: ARCH Revit Project Template_CESAM_2020.rvt

U.S. ARMY CORPS OF ENGINEERS
Mobile District
109 SAINT JOSEPH STREET
MOBILE AL 36602

DEPARTMENT OF THE ARMY
FACILITIES STANDARDIZATION PROGRAM
AVN-COS MEDIUM STANDARD DESIGN AIRCRAFT MAINTENANCE HANGAR

ROOM DATA SHEETS

SHEET ID
SD813

# TOOL1

ROOM DATA SHEET

SPACE NAME
SPECIAL TOOLS

FUNCTIONAL AREA / SUBAREA
FA01 MAINTENANCE OPERATIONS : FA01C MAINTENANCE SUPPORT

DESCRIPTION / USAGE
THE SPECIAL TOOLS ROOM PROVIDES SECURE STORAGE AND CONTROL OF SPECIAL TOOLS ASSOCIATED WITH THE MAINTENANCE OF AIRCRAFT AND COMPONENTS.

PROGRAMMED AREA
SEE PLAN

OCCUPANT COUNT (FULL-TIME)
0

SPACE CATCODE
211 16

IBC / NFPA OCCUPANCY CATEGORY, USE CLASSIFICATION
S / STORAGE

ARCHITECTURAL REQUIREMENTS
PROVIDE STAINLESS STEEL SERVICE COUNTER WITH INTEGRATED BASE CABINETS. PROVIDE PERSONNEL ACCESS DOOR TO MAINTENANCE BAY. PROVIDE 8' W X 8' PAIR OF DOORS TO MAINTENANCE BAY.

MINIMUM CEILING HEIGHT / OVERHEAD CLEAR
10'-0"

ACOUSTICAL REQUIREMENTS
STC40

AUDIO / VIDEO REQUIREMENTS
-

SPECIAL EQUIPMENT
-

SECURITY REQUIREMENTS
-

FIRE PROTECTION REQUIREMENTS
-

SPRINKLER HAZARD CLASSIFICATION
ORDINARY HAZARD - 0.2/2500SF, HOSE STREAM - 250GPM

NFPA HAZARD CLASSIFICATION (MINIMUM)
CLASS I DIVISION II UP TO 18" AFF

PLUMBING REQUIREMENTS
SERVICE SINK. COMPRESSED AIR DROP AT WORKBENCH. COMPRESSED AIR SOURCE OF 125 PSI WITH A CONSTANT FLOW RATE OF 20 CFM. EACH SERVICE POINT WITH THE FOLLOWING: ONE (1) 38 MM (1/2 IN.) NEEDLE VALVE SHUTOFF, ONE (1) PNEUMATIC TOOL FILTER, ONE (1) 861.8 KPA (125.0 PSI) PRESSURE REGULATOR, ONE (1) PNEUMATIC TOOL LUBRICATOR, TWO (2) PNEUMATIC TOOL QUICK-CONNECTORS, ONE (1) WALL-MOUNTED HOSE RACK. COORDINATE WITH USERS ON NUMBER OF COMPRESSED AIR DROPS AND REQUIREMENTS FOR HOSE REELS. EMERGENCY EYE AND FACE WASH PER CHAPTER 3.

GASES / AIR REQUIREMENTS
PROVIDE ONE (1) COMPRESSED AIR DROP NEAR WORKBENCH

MECHANICAL REQUIREMENTS
HVAC - KEEP SLIGHTLY NEGATIVELY PRESSURED.

MECHANICAL AIRFLOW SUPPLY, EXHAUST
-

REQUIRED AIR BALANCE
0

MINIMUM HUMIDITY
-

MAXIMUM HUMIDITY
MAXIMUM OF 55ºF (12.8ºC) DEW POINT. TAKE INTO ACCOUNT THE MOISTURE GAIN IN THE SPACE

MINIMUM TEMPERATURE (HEATING)
PROVIDE IAW UFC 4-211-01 3-5.1 HVAC. 68ºF (20ºC) DB. DURING UNOCCUPIED HOURS, SET TEMPERATURES NO HIGHER THAN 55ºF (12.8ºC).

MAXIMUM TEMPERATURE (COOLING)
PROVIDE IAW UFC 4-211-01 3-5.1 HVAC 78ºF (26ºC) DB AND A MAX 55ºF (12.8ºC) DP. DURING UNOCCUPIED, NO LOWER THAN 85ºF (29.4ºC).

TEMPERATURE OVERRIDES
-

OUTSIDE AIRFLOW
OA - 10 CFM/PERSON +0.18CFM/SF (SHOP)

ELECTRICAL REQUIREMENTS
PROVIDE RECEPTACLE AT SERVICE COUNTER

LIGHTING SYSTEMS REQUIREMENTS
-

TELECOMMUNICATIONS / ELECTRONIC SYSTEMS REQUIREMENTS
NIPR / LIS @ SERVICE COUNER AND WORKSTATION

MISCELLANEOUS SYSTEMS REQUIREMENTS
-

# UCCOM

ROOM DATA SHEET

SPACE NAME
COMMUNICATIONS STORAGE

FUNCTIONAL AREA / SUBAREA
FA02 AVIATION UNIT OPERATIONS : FA02D COMPANY OPERATIONS READINESS MODULE

DESCRIPTION / USAGE
COMPANY-LEVEL GROUND COMMUNICATIONS EQUIPMENT STORAGE

PROGRAMMED AREA
SEE PLAN

OCCUPANT COUNT (FULL-TIME)
0

SPACE CATCODE
141 12

IBC / NFPA OCCUPANCY CATEGORY, USE CLASSIFICATION
S / BUSINESS

ARCHITECTURAL REQUIREMENTS
WALLS TO BE WIRE MESH PARTITIONS WITH 36" LOCKABLE DOOR

MINIMUM CEILING HEIGHT / OVERHEAD CLEAR
10'-0"

ACOUSTICAL REQUIREMENTS
-

AUDIO / VIDEO REQUIREMENTS
-

SPECIAL EQUIPMENT
-

SECURITY REQUIREMENTS
-

FIRE PROTECTION REQUIREMENTS
-

SPRINKLER HAZARD CLASSIFICATION
ORDINARY HAZARD - 0.2/2500SF, HOSE STREAM - 250GPM

NFPA HAZARD CLASSIFICATION (MINIMUM)
-

PLUMBING REQUIREMENTS
-

GASES / AIR REQUIREMENTS
-

MECHANICAL REQUIREMENTS
-

MECHANICAL AIRFLOW SUPPLY, EXHAUST
-

REQUIRED AIR BALANCE
0

MINIMUM HUMIDITY
-

MAXIMUM HUMIDITY
MAXIMUM OF 55ºF (12.8ºC) DEW POINT. TAKE INTO ACCOUNT THE MOISTURE GAIN IN THE SPACE

MINIMUM TEMPERATURE (HEATING)
PROVIDE IAW UFC 4-211-01 3-5.1 HVAC. 68ºF (20ºC) DB. DURING UNOCCUPIED HOURS, SET TEMPERATURES NO HIGHER THAN 55ºF (12.8ºC).

MAXIMUM TEMPERATURE (COOLING)
PROVIDE IAW UFC 4-211-01 3-5.1 HVAC 78ºF (26ºC) DB AND A MAX 55ºF (12.8ºC) DP. DURING UNOCCUPIED, NO LOWER THAN 85ºF (29.4ºC).

TEMPERATURE OVERRIDES
-

OUTSIDE AIRFLOW
OA - 0.06CFM/SF (+ 5 CFM/PERSON IF OCCUPIED STORAGE)

ELECTRICAL REQUIREMENTS
-

LIGHTING SYSTEMS REQUIREMENTS
-

TELECOMMUNICATIONS / ELECTRONIC SYSTEMS REQUIREMENTS
-

MISCELLANEOUS SYSTEMS REQUIREMENTS
-

# UCGEN

ROOM DATA SHEET

SPACE NAME
PILOT BRIEFING ROOM STORAGE

FUNCTIONAL AREA / SUBAREA
FA02 AVIATION UNIT OPERATIONS : FA02B FLIGHT OPS

DESCRIPTION / USAGE
CHAIR / TABLE STORAGE

PROGRAMMED AREA
SEE PLAN

OCCUPANT COUNT (FULL-TIME)
0

SPACE CATCODE
141 12

IBC / NFPA OCCUPANCY CATEGORY, USE CLASSIFICATION
B / BUSINESS

ARCHITECTURAL REQUIREMENTS
-

MINIMUM CEILING HEIGHT / OVERHEAD CLEAR
9'-0"

ACOUSTICAL REQUIREMENTS
-

AUDIO / VIDEO REQUIREMENTS
-

SPECIAL EQUIPMENT
-

SECURITY REQUIREMENTS
-

FIRE PROTECTION REQUIREMENTS
-

SPRINKLER HAZARD CLASSIFICATION
ORDINARY HAZARD - 0.2/2500SF, HOSE STREAM - 250GPM

NFPA HAZARD CLASSIFICATION (MINIMUM)
-

PLUMBING REQUIREMENTS
-

GASES / AIR REQUIREMENTS
-

MECHANICAL REQUIREMENTS
-

MECHANICAL AIRFLOW SUPPLY, EXHAUST
-

REQUIRED AIR BALANCE
0

MINIMUM HUMIDITY
-

MAXIMUM HUMIDITY
MAXIMUM OF 55ºF (12.8ºC) DEW POINT. TAKE INTO ACCOUNT THE MOISTURE GAIN IN THE SPACE

MINIMUM TEMPERATURE (HEATING)
PROVIDE IAW UFC 4-211-01 3-5.1 HVAC. 68ºF (20ºC) DB. DURING UNOCCUPIED HOURS, SET TEMPERATURES NO HIGHER THAN 55ºF (12.8ºC).

MAXIMUM TEMPERATURE (COOLING)
PROVIDE IAW UFC 4-211-01 3-5.1 HVAC 78ºF (26ºC) DB AND A MAX 55ºF (12.8ºC) DP. DURING UNOCCUPIED, NO LOWER THAN 85ºF (29.4ºC).

TEMPERATURE OVERRIDES
-

OUTSIDE AIRFLOW
OA - 0.06CFM/SF (+ 5 CFM/PERSON IF OCCUPIED STORAGE)

ELECTRICAL REQUIREMENTS
-

LIGHTING SYSTEMS REQUIREMENTS
-

TELECOMMUNICATIONS / ELECTRONIC SYSTEMS REQUIREMENTS
-

MISCELLANEOUS SYSTEMS REQUIREMENTS
-

# UCMED

ROOM DATA SHEET

SPACE NAME
MEDEVAC MED EQUIP / SUPPLY

FUNCTIONAL AREA / SUBAREA
FA02 AVIATION UNIT OPERATIONS : FA02A MEDEVAC READY AREA

DESCRIPTION / USAGE
STORAGE AREA FOR MEDEVAC MEDICAL SUPPLIES AND EQUIPMENT

PROGRAMMED AREA
SEE PLAN

OCCUPANT COUNT (FULL-TIME)
0

SPACE CATCODE
141 12

IBC / NFPA OCCUPANCY CATEGORY, USE CLASSIFICATION
B / BUSINESS

ARCHITECTURAL REQUIREMENTS
-

MINIMUM CEILING HEIGHT / OVERHEAD CLEAR
9'-0"

ACOUSTICAL REQUIREMENTS
-

AUDIO / VIDEO REQUIREMENTS
-

SPECIAL EQUIPMENT
-

SECURITY REQUIREMENTS
-

FIRE PROTECTION REQUIREMENTS
-

SPRINKLER HAZARD CLASSIFICATION
ORDINARY HAZARD - 0.2/2500SF, HOSE STREAM - 250GPM

NFPA HAZARD CLASSIFICATION (MINIMUM)
-

PLUMBING REQUIREMENTS
-

GASES / AIR REQUIREMENTS
-

MECHANICAL REQUIREMENTS
-

MECHANICAL AIRFLOW SUPPLY, EXHAUST
-

REQUIRED AIR BALANCE
0

MINIMUM HUMIDITY
-

MAXIMUM HUMIDITY
MAXIMUM OF 55ºF (12.8ºC) DEW POINT. TAKE INTO ACCOUNT THE MOISTURE GAIN IN THE SPACE

MINIMUM TEMPERATURE (HEATING)
PROVIDE IAW UFC 4-211-01 3-5.1 HVAC. 68ºF (20ºC) DB. DURING UNOCCUPIED HOURS, SET TEMPERATURES NO HIGHER THAN 55ºF (12.8ºC).

MAXIMUM TEMPERATURE (COOLING)
PROVIDE IAW UFC 4-211-01 3-5.1 HVAC 78ºF (26ºC) DB AND A MAX 55ºF (12.8ºC) DP. DURING UNOCCUPIED, NO LOWER THAN 85ºF (29.4ºC).

TEMPERATURE OVERRIDES
-

OUTSIDE AIRFLOW
OA - 0.06CFM/SF (+ 5 CFM/PERSON IF OCCUPIED STORAGE)

ELECTRICAL REQUIREMENTS
-

LIGHTING SYSTEMS REQUIREMENTS
-

TELECOMMUNICATIONS / ELECTRONIC SYSTEMS REQUIREMENTS
-

MISCELLANEOUS SYSTEMS REQUIREMENTS
-

US Army Corps of Engineers®

| MARK | DESCRIPTION | DATE |
|---|---|---|

ISSUE DATE: SEPTEMBER 2023
SOLICITATION NO.: W91328-XX-X-XXXX
CONTRACT NO.: W91328-XX-X-XXXX
PROJECT NUMBER: PROJECT #
DESIGNED BY: BUSH
DRAWN BY: -
CHECKED BY: BUSH
SUBMITTED BY:
SIZE: ANSI D
FILE NAME: ARCH Revit Project Template_CESAM_2020.rvt

U.S. ARMY CORPS OF ENGINEERS
Mobile District
109 SAINT JOSEPH STREET
MOBILE AL 36602

DEPARTMENT OF THE ARMY
FACILITIES STANDARDIZATION PROGRAM
AVN-COS MEDIUM STANDARD DESIGN AIRCRAFT MAINTENANCE HANGAR

ROOM DATA SHEETS

SHEET ID
SD814

# UCNBC

ROOM DATA SHEET

| | |
|---|---|
| SPACE NAME | CBRN STORAGE |
| FUNCTIONAL AREA / SUBAREA | FA02 AVIATION UNIT OPERATIONS : FA02D COMPANY OPERATIONS READINESS MODULE |
| DESCRIPTION / USAGE | COMPANY-LEVEL NBC SUPPLIES AND EQUIPMENT STORAGE |
| PROGRAMMED AREA | SEE PLAN |
| OCCUPANT COUNT (FULL-TIME) | 0 |
| SPACE CATCODE | 141 12 |
| IBC / NFPA OCCUPANCY CATEGORY, USE CLASSIFICATION | S / BUSINESS |
| ARCHITECTURAL REQUIREMENTS | WALLS TO BE WIRE MESH PARTITIONS WITH 36" LOCKABLE DOOR |
| MINIMUM CEILING HEIGHT / OVERHEAD CLEAR | 9'-0" |
| ACOUSTICAL REQUIREMENTS | - |
| AUDIO / VIDEO REQUIREMENTS | - |
| SPECIAL EQUIPMENT | - |
| SECURITY REQUIREMENTS | - |
| FIRE PROTECTION REQUIREMENTS | - |
| SPRINKLER HAZARD CLASSIFICATION | ORDINARY HAZARD - 0.2/2500SF, HOSE STREAM - 250GPM |
| NFPA HAZARD CLASSIFICATION (MINIMUM) | - |
| PLUMBING REQUIREMENTS | - |
| GASES / AIR REQUIREMENTS | - |
| MECHANICAL REQUIREMENTS | - |
| MECHANICAL AIRFLOW SUPPLY, EXHAUST | - |
| REQUIRED AIR BALANCE | 0 |
| MINIMUM HUMIDITY | - |
| MAXIMUM HUMIDITY | MAXIMUM OF 55ºF (12.8ºC) DEW POINT. TAKE INTO ACCOUNT THE MOISTURE GAIN IN THE SPACE |
| MINIMUM TEMPERATURE (HEATING) | PROVIDE IAW UFC 4-211-01 3-5.1 HVAC. 68ºF (20ºC) DB. DURING UNOCCUPIED HOURS, SET TEMPERATURES NO HIGHER THAN 55ºF (12.8ºC). |
| MAXIMUM TEMPERATURE (COOLING) | PROVIDE IAW UFC 4-211-01 3-5.1 HVAC 78ºF (26ºC) DB AND A MAX 55ºF (12.8ºC) DP. DURING UNOCCUPIED, NO LOWER THAN 85ºF (29.4ºC). |
| TEMPERATURE OVERRIDES | - |
| OUTSIDE AIRFLOW | OA - 0.06CFM/SF (+ 5 CFM/PERSON IF OCCUPIED STORAGE) |
| ELECTRICAL REQUIREMENTS | - |
| LIGHTING SYSTEMS REQUIREMENTS | - |
| TELECOMMUNICATIONS / ELECTRONIC SYSTEMS REQUIREMENTS | - |
| MISCELLANEOUS SYSTEMS REQUIREMENTS | - |

# UCNSS

ROOM DATA SHEET

| | |
|---|---|
| SPACE NAME | NON-SENSITIVE SECURE STORAGE |
| FUNCTIONAL AREA / SUBAREA | FA02 AVIATION UNIT OPERATIONS : FA02D COMPANY OPERATIONS READINESS MODULE |
| DESCRIPTION / USAGE | COMPANY-LEVEL NON-SENSITIVE SUPPLIES AND EQUIPMENT SECURE STORAGE |
| PROGRAMMED AREA | SEE PLAN |
| OCCUPANT COUNT (FULL-TIME) | 0 |
| SPACE CATCODE | 141 12 |
| IBC / NFPA OCCUPANCY CATEGORY, USE CLASSIFICATION | S / BUSINESS |
| ARCHITECTURAL REQUIREMENTS | - |
| MINIMUM CEILING HEIGHT / OVERHEAD CLEAR | 9'-0" |
| ACOUSTICAL REQUIREMENTS | - |
| AUDIO / VIDEO REQUIREMENTS | - |
| SPECIAL EQUIPMENT | - |
| SECURITY REQUIREMENTS | CONSTRUCT IN ACCORDANCE WITH AR 190- 51, RISK ANALYSIS LEVEL II MINIMUM AND 190-13. CONFIRM IF HIGHER RISK CATEGORY REQUIRED WITH BASE SECURITY OFFICE. |
| FIRE PROTECTION REQUIREMENTS | - |
| SPRINKLER HAZARD CLASSIFICATION | ORDINARY HAZARD - 0.2/2500SF, HOSE STREAM - 250GPM |
| NFPA HAZARD CLASSIFICATION (MINIMUM) | - |
| PLUMBING REQUIREMENTS | - |
| GASES / AIR REQUIREMENTS | - |
| MECHANICAL REQUIREMENTS | - |
| MECHANICAL AIRFLOW SUPPLY, EXHAUST | - |
| REQUIRED AIR BALANCE | 0 |
| MINIMUM HUMIDITY | - |
| MAXIMUM HUMIDITY | MAXIMUM OF 55ºF (12.8ºC) DEW POINT. TAKE INTO ACCOUNT THE MOISTURE GAIN IN THE SPACE |
| MINIMUM TEMPERATURE (HEATING) | PROVIDE IAW UFC 4-211-01 3-5.1 HVAC. 68ºF (20ºC) DB. DURING UNOCCUPIED HOURS, SET TEMPERATURES NO HIGHER THAN 55ºF (12.8ºC). |
| MAXIMUM TEMPERATURE (COOLING) | PROVIDE IAW UFC 4-211-01 3-5.1 HVAC 78ºF (26ºC) DB AND A MAX 55ºF (12.8ºC) DP. DURING UNOCCUPIED, NO LOWER THAN 85ºF (29.4ºC). |
| TEMPERATURE OVERRIDES | - |
| OUTSIDE AIRFLOW | OA - 0.06CFM/SF (+ 5 CFM/PERSON IF OCCUPIED STORAGE) |
| ELECTRICAL REQUIREMENTS | - |
| LIGHTING SYSTEMS REQUIREMENTS | - |
| TELECOMMUNICATIONS / ELECTRONIC SYSTEMS REQUIREMENTS | - |
| MISCELLANEOUS SYSTEMS REQUIREMENTS | - |

# UCUNI

ROOM DATA SHEET

| | |
|---|---|
| SPACE NAME | UNIT STORAGE |
| FUNCTIONAL AREA / SUBAREA | FA02 AVIATION UNIT OPERATIONS : FA02D COMPANY OPERATIONS READINESS MODULE |
| DESCRIPTION / USAGE | COMPANY-LEVEL SUPPLIES AND EQUIPMENT STORAGE |
| PROGRAMMED AREA | SEE PLAN |
| OCCUPANT COUNT (FULL-TIME) | 0 |
| SPACE CATCODE | 141 12 |
| IBC / NFPA OCCUPANCY CATEGORY, USE CLASSIFICATION | S / BUSINESS |
| ARCHITECTURAL REQUIREMENTS | - |
| MINIMUM CEILING HEIGHT / OVERHEAD CLEAR | 10'-0" |
| ACOUSTICAL REQUIREMENTS | - |
| AUDIO / VIDEO REQUIREMENTS | - |
| SPECIAL EQUIPMENT | - |
| SECURITY REQUIREMENTS | CONSTRUCT ROOM TO COMPLY WITH AR-190-51 AND 190-13 |
| FIRE PROTECTION REQUIREMENTS | - |
| SPRINKLER HAZARD CLASSIFICATION | ORDINARY HAZARD - 0.2/2500SF, HOSE STREAM - 250GPM |
| NFPA HAZARD CLASSIFICATION (MINIMUM) | - |
| PLUMBING REQUIREMENTS | - |
| GASES / AIR REQUIREMENTS | - |
| MECHANICAL REQUIREMENTS | - |
| MECHANICAL AIRFLOW SUPPLY, EXHAUST | - |
| REQUIRED AIR BALANCE | 0 |
| MINIMUM HUMIDITY | - |
| MAXIMUM HUMIDITY | MAXIMUM OF 55ºF (12.8ºC) DEW POINT. TAKE INTO ACCOUNT THE MOISTURE GAIN IN THE SPACE |
| MINIMUM TEMPERATURE (HEATING) | PROVIDE IAW UFC 4-211-01 3-5.1 HVAC. 68ºF (20ºC) DB. DURING UNOCCUPIED HOURS, SET TEMPERATURES NO HIGHER THAN 55ºF (12.8ºC). |
| MAXIMUM TEMPERATURE (COOLING) | PROVIDE IAW UFC 4-211-01 3-5.1 HVAC 78ºF (26ºC) DB AND A MAX 55ºF (12.8ºC) DP. DURING UNOCCUPIED, NO LOWER THAN 85ºF (29.4ºC). |
| TEMPERATURE OVERRIDES | - |
| OUTSIDE AIRFLOW | OA - 0.06CFM/SF (+ 5 CFM/PERSON IF OCCUPIED STORAGE) |
| ELECTRICAL REQUIREMENTS | - |
| LIGHTING SYSTEMS REQUIREMENTS | - |
| TELECOMMUNICATIONS / ELECTRONIC SYSTEMS REQUIREMENTS | NIPR |
| MISCELLANEOUS SYSTEMS REQUIREMENTS | - |

# VALT1

ROOM DATA SHEET

| | |
|---|---|
| SPACE NAME | CO ARMS ROOM |
| FUNCTIONAL AREA / SUBAREA | FA02 AVIATION UNIT OPERATIONS : FA02D COMPANY OPERATIONS READINESS MODULE |
| DESCRIPTION / USAGE | INDIVIDUAL AND CREW SERVED ARMS VAULT |
| PROGRAMMED AREA | SEE PLAN |
| OCCUPANT COUNT (FULL-TIME) | 0 |
| SPACE CATCODE | 211 10 |
| IBC / NFPA OCCUPANCY CATEGORY, USE CLASSIFICATION | S / BUSINESS |
| ARCHITECTURAL REQUIREMENTS | CONSTRUCT IN ACCORDANCE WITH UFC 4-215-01 & AR 190-11, APPENDIX G. PROVIDE GSA APPROVED CLASS 5 ARMORY DOOR PER GSA FEDERAL SPECIFICATION AA-D-600D(4) WITH A DUTCH-STYLE DAY GATE WITH ISSUE PORT CONFIRM WITH UNIT WHETHER AN ISSUE COUNTER IN OPEN AREA IS REQUIRED REFER TO FLOOR PLANS FOR FFE.. |
| MINIMUM CEILING HEIGHT / OVERHEAD CLEAR | 10'-8" |
| ACOUSTICAL REQUIREMENTS | - |
| AUDIO / VIDEO REQUIREMENTS | - |
| SPECIAL EQUIPMENT | - |
| SECURITY REQUIREMENTS | PROVIDE IDS. |
| FIRE PROTECTION REQUIREMENTS | - |
| SPRINKLER HAZARD CLASSIFICATION | ORDINARY HAZARD - 0.2/2500SF, HOSE STREAM - 250GPM |
| NFPA HAZARD CLASSIFICATION (MINIMUM) | - |
| PLUMBING REQUIREMENTS | - |
| GASES / AIR REQUIREMENTS | - |
| MECHANICAL REQUIREMENTS | PROVIDE FANS WITH EXPLOSION PROOF MOTORS. PROVIDE HUMIDITY CONTROL IN ACCORDANCE WITH UFC 4-215-01, TABLE 4-12. |
| MECHANICAL AIRFLOW SUPPLY, EXHAUST | EXHAUST 0.5 CFM/SF |
| REQUIRED AIR BALANCE | - |
| MINIMUM HUMIDITY | - |
| MAXIMUM HUMIDITY | MAXIMUM OF 55ºF (12.8ºC) DEW POINT. TAKE INTO ACCOUNT THE MOISTURE GAIN IN THE SPACE |
| MINIMUM TEMPERATURE (HEATING) | PROVIDE IAW UFC 4-211-01 3-5.1 HVAC. 68ºF (20ºC) DB. DURING UNOCCUPIED HOURS, SET TEMPERATURES NO HIGHER THAN 55ºF (12.8ºC). |
| MAXIMUM TEMPERATURE (COOLING) | PROVIDE IAW UFC 4-211-01 3-5.1 HVAC 78ºF (26ºC) DB AND A MAX 55ºF (12.8ºC) DP. DURING UNOCCUPIED, NO LOWER THAN 85ºF (29.4ºC). |
| TEMPERATURE OVERRIDES | - |
| OUTSIDE AIRFLOW | OA - 10 CFM/PERSON +0.18CFM/SF (SHOP) |
| ELECTRICAL REQUIREMENTS | - |
| LIGHTING SYSTEMS REQUIREMENTS | CEILING LAMP PROTECTION (WIRE GUARDS) |
| TELECOMMUNICATIONS / ELECTRONIC SYSTEMS REQUIREMENTS | NIPR |
| MISCELLANEOUS SYSTEMS REQUIREMENTS | CONSTRUCT IN COMPLIANCE WITH UFC 4-215-01 AND AR 190-11, PARAGRAPH 4-4 AND APPENDIX G REQUIREMENTS |

US Army Corps of Engineers®

| MARK | DESCRIPTION | DATE |
|---|---|---|

ISSUE DATE: SEPTEMBER 2023
SOLICITATION NO.: W91328-XX-X-XXXX
CONTRACT NO.: W91328-XX-X-XXXX
PROJECT NUMBER: PROJECT #
DESIGNED BY: BUSH
DRAWN BY: -
CHECKED BY: BUSH
SUBMITTED BY: -
SIZE: ANSI D
FILE NAME: ARCH Revit Project Template_CESAM_2020.rvt

U.S. ARMY CORPS OF ENGINEERS
Mobile District
109 SAINT JOSEPH STREET
MOBILE AL 36602

DEPARTMENT OF THE ARMY
FACILITIES STANDARDIZATION PROGRAM
AVN-COS MEDIUM STANDARD DESIGN AIRCRAFT MAINTENANCE HANGAR

ROOM DATA SHEETS

SHEET ID

SD815

# VALT2

ROOM DATA SHEET

SPACE NAME: AIRCRAFT MOUNTED SYSTEMS VAULT

FUNCTIONAL AREA / SUBAREA: FA01 MAINTENANCE OPERATIONS : FA01D COMPONENT REPAIR SHOPS

DESCRIPTION / USAGE: VAULT FOR STORAGE OF AIRCRAFT MOUNTED SYSTEMS (WEAPONS & COMPONENTS, COMSEC EQUIPMENT REMOVED FROM AIRCRAFT, ETC.) WHILE IN SHOP FOR REPAIR

PROGRAMMED AREA: SEE PLAN

OCCUPANT COUNT (FULL-TIME): 0

SPACE CATCODE: 211 16

IBC / NFPA OCCUPANCY CATEGORY, USE CLASSIFICATION: F / INDUSTRIAL

ARCHITECTURAL REQUIREMENTS: CONSTRUCT IN ACCORDANCE WITH UFC 4-215-01, AR 190-11, APPENDIX G AND AR 380-5 (FOR COMSEC STORAGE). PROVIDE GSA APPROVED CLASS 5 ARMORY DOOR WITH DAY GATE PER GSA FEDERAL SPECIFICATION AA-D-600D(4). REFER TO FLOOR PLANS FOR FFE.

MINIMUM CEILING HEIGHT / OVERHEAD CLEAR: 10'-8"

ACOUSTICAL REQUIREMENTS: -

AUDIO / VIDEO REQUIREMENTS: -

SPECIAL EQUIPMENT: -

SECURITY REQUIREMENTS: PROVIDE IDS.

FIRE PROTECTION REQUIREMENTS: -

SPRINKLER HAZARD CLASSIFICATION: ORDINARY HAZARD - 0.2/2500SF, HOSE STREAM - 250GPM

NFPA HAZARD CLASSIFICATION (MINIMUM): -

PLUMBING REQUIREMENTS: -

GASES / AIR REQUIREMENTS: -

MECHANICAL REQUIREMENTS: PROVIDE FANS WITH EXPLOSION PROOF MOTORS. PROVIDE HUMIDITY CONTROL IN ACCORDANCE WITH UFC 4-215-01, TABLE 4-12.

MECHANICAL AIRFLOW SUPPLY, EXHAUST: EXHAUST 0.5 CFM/SF

REQUIRED AIR BALANCE: -

MINIMUM HUMIDITY: -

MAXIMUM HUMIDITY: MAXIMUM OF 55ºF (12.8ºC) DEW POINT. TAKE INTO ACCOUNT THE MOISTURE GAIN IN THE SPACE

MINIMUM TEMPERATURE (HEATING): PROVIDE IAW UFC 4-211-01 3-5.1 HVAC. 68ºF (20ºC) DB. DURING UNOCCUPIED HOURS, SET TEMPERATURES NO HIGHER THAN 55ºF (12.8ºC).

MAXIMUM TEMPERATURE (COOLING): PROVIDE IAW UFC 4-211-01 3-5.1 HVAC 78ºF (26ºC) DB AND A MAX 55ºF (12.8ºC) DP. DURING UNOCCUPIED, NO LOWER THAN 85ºF (29.4ºC).

TEMPERATURE OVERRIDES: -

OUTSIDE AIRFLOW: OA - 10 CFM/PERSON +0.18CFM/SF (SHOP)

ELECTRICAL REQUIREMENTS: PROVIDE GROUNDING BAR AT WORKBENCHES

LIGHTING SYSTEMS REQUIREMENTS: CEILING LAMP PROTECTION (WIRE GUARDS)

TELECOMMUNICATIONS / ELECTRONIC SYSTEMS REQUIREMENTS: NIPR / LIS

MISCELLANEOUS SYSTEMS REQUIREMENTS: -

# WRCRW

ROOM DATA SHEET

SPACE NAME: CREW CHIEF WORKROOM

FUNCTIONAL AREA / SUBAREA: FA01 MAINTENANCE OPERATIONS : FA01C MAINTENANCE SUPPORT

DESCRIPTION / USAGE: WORKROOM AREA PROVIDES ADMINISTRATIVE WORKSPACE, INDIVIDUAL TOOL KIT STORAGE, CAGED SECURE STORAGE, BENCH STOCK SUPPLY, AND WORK TABLE MAINTENANCE SPACE FOR FLIGHT COMPANY CREW CHIEFS

PROGRAMMED AREA: SEE PLAN

OCCUPANT COUNT (FULL-TIME): 0

SPACE CATCODE: 211 16

IBC / NFPA OCCUPANCY CATEGORY, USE CLASSIFICATION: B / BUSINESS

ARCHITECTURAL REQUIREMENTS: PROVIDE 42" WIDE PERSONNEL ACCESS DOOR TO INTERIOR CORRIDOR AND 36" WIDE PERSONNEL ACCESS DOOR TO MAINTENANCE BAY. PROVIDE MINIMUM OF 3 LF OF 24" DEEP CONTINUOUS BUILT-IN COUNTERTOP WORK SURFACE FOR EACH ASSIGNED PERSONNEL. PROVIDE (2) DRY ERASE MBS 6'X4' ABOVE COUNTERTOP.

MINIMUM CEILING HEIGHT / OVERHEAD CLEAR: 10'-0"

ACOUSTICAL REQUIREMENTS: STC40

AUDIO / VIDEO REQUIREMENTS: -

SPECIAL EQUIPMENT: -

SECURITY REQUIREMENTS: PROVIDE 8'-0" WIDE X 12'-0" DEEP X 10' HIGH CAGED SECURE STORAGE AREA.

FIRE PROTECTION REQUIREMENTS: -

SPRINKLER HAZARD CLASSIFICATION: ORDINARY HAZARD - 0.2/2500SF, HOSE STREAM - 250GPM

NFPA HAZARD CLASSIFICATION (MINIMUM): CLASS I DIVISION II UP TO 18" AFF

PLUMBING REQUIREMENTS: -

GASES / AIR REQUIREMENTS: PROVIDE ONE (1) COMPRESSED AIR DROP ABOVE WORKBENCHES FROM CEILING MOUNTED RETRACTABLE AIR HOSE REEL

MECHANICAL REQUIREMENTS: -

MECHANICAL AIRFLOW SUPPLY, EXHAUST: -

REQUIRED AIR BALANCE: -

MINIMUM HUMIDITY: -

MAXIMUM HUMIDITY: MAXIMUM OF 55ºF (12.8ºC) DEW POINT. TAKE INTO ACCOUNT THE MOISTURE GAIN IN THE SPACE

MINIMUM TEMPERATURE (HEATING): PROVIDE IAW UFC 4-211-01 3-5.1 HVAC. 68ºF (20ºC) DB. DURING UNOCCUPIED HOURS, SET TEMPERATURES NO HIGHER THAN 55ºF (12.8ºC).

MAXIMUM TEMPERATURE (COOLING): PROVIDE IAW UFC 4-211-01 3-5.1 HVAC 78ºF (26ºC) DB AND A MAX 55ºF (12.8ºC) DP. DURING UNOCCUPIED, NO LOWER THAN 85ºF (29.4ºC).

TEMPERATURE OVERRIDES: -

OUTSIDE AIRFLOW: OA - 5 CFM/PERSON +0.06CFM/SF (OFFICE)

ELECTRICAL REQUIREMENTS: PROVIDE QUAD OUTLETS EVERY 3 LF OF COUNTERTOP LENGTH ABOVE WORK SURFACE. PROVIDE CEILING MOUNTED RETRACTABLE POWER REEL AT EACH WORKBENCH AND WORKTABLE

LIGHTING SYSTEMS REQUIREMENTS: -

TELECOMMUNICATIONS / ELECTRONIC SYSTEMS REQUIREMENTS: NIPR / LIS. PROVIDE OUTLETS (NIPR AND LIS) AT EACH WORKSTATION AND FOR EVERY 3 FEET OF COUNTERTOP LENGTH ABOVE WORK SURFACE.

MISCELLANEOUS SYSTEMS REQUIREMENTS: -

# WRFLT

ROOM DATA SHEET

SPACE NAME: FLIGHT OPERATIONS

FUNCTIONAL AREA / SUBAREA: FA02 AVIATION UNIT OPERATIONS : FA02B FLIGHT OPS

DESCRIPTION / USAGE: BATTALION LEVEL FLIGHT OPS, RADIO COMMUNICATION AND WEATHER MONITORING CENTER. STORE AND ISSUE FLIGHT PUBLICATIONS, NIGHT VISION GOGGLES (NVG), RADIOS, AND OTHER FLIGHT-RELATED GEAR PRIOR TO ALL FLIGHTS.

PROGRAMMED AREA: SEE PLAN

OCCUPANT COUNT (FULL-TIME): 11

SPACE CATCODE: 141 12

IBC / NFPA OCCUPANCY CATEGORY, USE CLASSIFICATION: B / BUSINESS

ARCHITECTURAL REQUIREMENTS: PROVIDE MINIMUM 8' LONG SERVICE COUNTER WITH INTEGRATED BASE CABINET. REFER TO FLOOR PLANS FOR FFE.

MINIMUM CEILING HEIGHT / OVERHEAD CLEAR: 9'-0"

ACOUSTICAL REQUIREMENTS: STC40

AUDIO / VIDEO REQUIREMENTS: PROVIDE CCTV FLIGHT LINE MONITORING CAPABILITY. PROVIDE TWO (2) TV MOUNTS WITH POWER AND DATA OUTLETS.

SPECIAL EQUIPMENT: -

SECURITY REQUIREMENTS: -

FIRE PROTECTION REQUIREMENTS: -

SPRINKLER HAZARD CLASSIFICATION: ORDINARY HAZARD - 0.2/2500SF, HOSE STREAM - 250GPM

NFPA HAZARD CLASSIFICATION (MINIMUM):

PLUMBING REQUIREMENTS: -

GASES / AIR REQUIREMENTS: -

MECHANICAL REQUIREMENTS: -

MECHANICAL AIRFLOW SUPPLY, EXHAUST: -

REQUIRED AIR BALANCE: 0

MINIMUM HUMIDITY: -

MAXIMUM HUMIDITY: MAXIMUM OF 55ºF (12.8ºC) DEW POINT. TAKE INTO ACCOUNT THE MOISTURE GAIN IN THE SPACE

MINIMUM TEMPERATURE (HEATING): PROVIDE IAW UFC 4-211-01 3-5.1 HVAC. 68ºF (20ºC) DB. DURING UNOCCUPIED HOURS, SET TEMPERATURES NO HIGHER THAN 55ºF (12.8ºC).

MAXIMUM TEMPERATURE (COOLING): PROVIDE IAW UFC 4-211-01 3-5.1 HVAC 78ºF (26ºC) DB AND A MAX 55ºF (12.8ºC) DP. DURING UNOCCUPIED, NO LOWER THAN 85ºF (29.4ºC).

TEMPERATURE OVERRIDES: -

OUTSIDE AIRFLOW: OA - 5 CFM/PERSON +0.06CFM/SF (OFFICE)

ELECTRICAL REQUIREMENTS: COORDINATE LOCATION AND POWER OUTLET REQUIREMENTS FOR COMMUNICATION RADIOS, CATV MONITORS, WEATHER MONITORS, PORTABLE RADIO CHARGING STATION. PROVIDE OUTLET FOR WALL MOUNTED DIGITAL CLOCK.

LIGHTING SYSTEMS REQUIREMENTS: -

TELECOMMUNICATIONS / ELECTRONIC SYSTEMS REQUIREMENTS: NIPR / LIS PER DESK. PROVIDE TWO (2) 4" CONDUIT PATHWAYS TO ROOFTOP ANTENNA PLATFORM. CONDUITS TO TERMINATE IN BACKBOXES WITH FACEPLATES SUITABLE FOR CABLE PASSAGE. PROVIDE LABEL STATING "PATHWAY TO ANTENNAE MOUNTS".

MISCELLANEOUS SYSTEMS REQUIREMENTS: -

# WRFPL

ROOM DATA SHEET

SPACE NAME: FLIGHT PLANNING

FUNCTIONAL AREA / SUBAREA: FA02 AVIATION UNIT OPERATIONS : FA02B FLIGHT OPS

DESCRIPTION / USAGE: BATTALION LEVEL FLIGHT PLANNING AREA

PROGRAMMED AREA: SEE PLAN

OCCUPANT COUNT (FULL-TIME): 0

SPACE CATCODE: 141 12

IBC / NFPA OCCUPANCY CATEGORY, USE CLASSIFICATION: B / BUSINESS

ARCHITECTURAL REQUIREMENTS: PROVIDE MINIMUM SEATING FOR 7. REFER TO FLOOR PLANS FOR FFE.

MINIMUM CEILING HEIGHT / OVERHEAD CLEAR: 9'-0"

ACOUSTICAL REQUIREMENTS: STC45

AUDIO / VIDEO REQUIREMENTS: PROVIDE TWO (2) TV MOUNTS WITH POWER AND DATA OUTLETS; CONFIRM LOCATION WITH UNIT.

SPECIAL EQUIPMENT: -

SECURITY REQUIREMENTS: -

FIRE PROTECTION REQUIREMENTS: -

SPRINKLER HAZARD CLASSIFICATION: LIGHT - 0.1/1500 @30FT CEILINGS, HOSE STREAM - 250GPM

NFPA HAZARD CLASSIFICATION (MINIMUM): -

PLUMBING REQUIREMENTS: -

GASES / AIR REQUIREMENTS: -

MECHANICAL REQUIREMENTS: -

MECHANICAL AIRFLOW SUPPLY, EXHAUST: -

REQUIRED AIR BALANCE: 0

MINIMUM HUMIDITY: -

MAXIMUM HUMIDITY: MAXIMUM OF 55ºF (12.8ºC) DEW POINT. TAKE INTO ACCOUNT THE MOISTURE GAIN IN THE SPACE

MINIMUM TEMPERATURE (HEATING): PROVIDE IAW UFC 4-211-01 3-5.1 HVAC. 68ºF (20ºC) DB. DURING UNOCCUPIED HOURS, SET TEMPERATURES NO HIGHER THAN 55ºF (12.8ºC).

MAXIMUM TEMPERATURE (COOLING): PROVIDE IAW UFC 4-211-01 3-5.1 HVAC 78ºF (26ºC) DB AND A MAX 55ºF (12.8ºC) DP. DURING UNOCCUPIED, NO LOWER THAN 85ºF (29.4ºC).

TEMPERATURE OVERRIDES: -

OUTSIDE AIRFLOW: OA - 5 CFM/PERSON +0.06CFM/SF (OFFICE)

ELECTRICAL REQUIREMENTS: PROVIDE OUTLETS EVERY 3 LF FEET ABOVE WORK SURFACES. PROVIDE OUTLET FOR WALL MOUNTED DIGITAL CLOCK.

LIGHTING SYSTEMS REQUIREMENTS: DIMMABLE LIGHTING.

TELECOMMUNICATIONS / ELECTRONIC SYSTEMS REQUIREMENTS: NIPR / LIS. PROVIDE NIPR / LIS DROPS EVERY 3 FEET ABOVE WORK SURFACE.

MISCELLANEOUS SYSTEMS REQUIREMENTS: -

US Army Corps of Engineers®

| MARK | DESCRIPTION | DATE |
|---|---|---|

ISSUE DATE: SEPTEMBER 2023
SOLICITATION NO.: W91328-XX-X-XXXX
CONTRACT NO.: W91328-XX-X-XXXX
PROJECT NUMBER: PROJECT #
DESIGNED BY: BUSH
DRAWN BY: -
CHECKED BY: BUSH
SUBMITTED BY:
SIZE: ANSI D
FILE NAME: ARCH Revit Project Template_CESAM_2020.rvt

U.S. ARMY CORPS OF ENGINEERS
Mobile District
109 SAINT JOSEPH STREET
MOBILE AL 36602

DEPARTMENT OF THE ARMY
FACILITIES STANDARDIZATION PROGRAM
AVN-COS MEDIUM STANDARD DESIGN AIRCRAFT MAINTENANCE HANGAR

ROOM DATA SHEETS

SHEET ID
SD816

# WRORD

ROOM DATA SHEET

| | |
|---|---|
| SPACE NAME | TRAINING OFFICE / ORDERLY |
| FUNCTIONAL AREA / SUBAREA | FA02 AVIATION UNIT OPERATIONS : FA02C COMPANY OPERATIONS ADMIN MODULE |
| DESCRIPTION / USAGE | COMPANY LEVEL ORDERLY / TRAINING SPACE |
| PROGRAMMED AREA | SEE PLAN |
| OCCUPANT COUNT (FULL-TIME) | 1 |
| SPACE CATCODE | 141 12 |
| IBC / NFPA OCCUPANCY CATEGORY, USE CLASSIFICATION | B / BUSINESS |
| ARCHITECTURAL REQUIREMENTS | PROVIDE MAIL CENTER WITH 20 MAIL SLOTS. REFER TO FLOOR PLANS FOR FFE. |
| MINIMUM CEILING HEIGHT / OVERHEAD CLEAR | 9'-0" |
| ACOUSTICAL REQUIREMENTS | STC40 |
| AUDIO / VIDEO REQUIREMENTS | - |
| SPECIAL EQUIPMENT | - |
| SECURITY REQUIREMENTS | - |
| FIRE PROTECTION REQUIREMENTS | - |
| SPRINKLER HAZARD CLASSIFICATION | LIGHT - 0.1/1500 @30FT CEILINGS, HOSE STREAM - 250GPM |
| NFPA HAZARD CLASSIFICATION (MINIMUM) | - |
| PLUMBING REQUIREMENTS | - |
| GASES / AIR REQUIREMENTS | - |
| MECHANICAL REQUIREMENTS | - |
| MECHANICAL AIRFLOW SUPPLY, EXHAUST | - |
| REQUIRED AIR BALANCE | 0 |
| MINIMUM HUMIDITY | - |
| MAXIMUM HUMIDITY | MAXIMUM OF 55ºF (12.8ºC) DEW POINT. TAKE INTO ACCOUNT THE MOISTURE GAIN IN THE SPACE |
| MINIMUM TEMPERATURE (HEATING) | PROVIDE IAW UFC 4-211-01 3-5.1 HVAC. 68ºF (20ºC) DB. DURING UNOCCUPIED HOURS, SET TEMPERATURES NO HIGHER THAN 55ºF (12.8ºC). |
| MAXIMUM TEMPERATURE (COOLING) | PROVIDE IAW UFC 4-211-01 3-5.1 HVAC 78ºF (26ºC) DB AND A MAX 55ºF (12.8ºC) DP. DURING UNOCCUPIED, NO LOWER THAN 85ºF (29.4ºC). |
| TEMPERATURE OVERRIDES | - |
| OUTSIDE AIRFLOW | OA - 5 CFM/PERSON +0.06CFM/SF (OFFICE) |
| ELECTRICAL REQUIREMENTS | - |
| LIGHTING SYSTEMS REQUIREMENTS | - |
| TELECOMMUNICATIONS / ELECTRONIC SYSTEMS REQUIREMENTS | NIPR |
| MISCELLANEOUS SYSTEMS REQUIREMENTS | - |

# WRPC1

ROOM DATA SHEET

| | |
|---|---|
| SPACE NAME | PRODUCTION CONTROL |
| FUNCTIONAL AREA / SUBAREA | FA01 MAINTENANCE OPERATIONS : FA01B SHOP ADMIN |
| DESCRIPTION / USAGE | OPEN OFFICE FOR MAINTENANCE ACTIVITY ASSIGNMENTS AND SCHEDULING. RECEIVE, MONITOR, AND TRACK MAINTENANCE WORK ORDERS USING AUTOMATED AND MANUAL SYSTEMS. |
| PROGRAMMED AREA | SEE PLAN |
| OCCUPANT COUNT (FULL-TIME) | 2 |
| SPACE CATCODE | 211 16 |
| IBC / NFPA OCCUPANCY CATEGORY, USE CLASSIFICATION | B / BUSINESS |
| ARCHITECTURAL REQUIREMENTS | PROVIDE SEATING AREA AND MINIMUM 72" LONG CUSTOMER SERVICE COUNTER WITH INTEGRATED BASE CABINETS. PROVIDE A 20 PERSON CONFERENCE AREA WITHIN PRODUCTION CONTROL FOR DAILY MEETINGS. PROVIDE THREE (3) DRY ERASE MARKER BOARDS (MB) 6'X4' ON WALL ADJACENT TO CONFERENCE AREA. |
| MINIMUM CEILING HEIGHT / OVERHEAD CLEAR | 10'-0" |
| ACOUSTICAL REQUIREMENTS | STC45 |
| AUDIO / VIDEO REQUIREMENTS | PROVIDE (2) MONITOR MOUNTS FOR WEATHER REPORTS/RADAR FROM TV OR AIR TRAFFIC CONTROL, (2) CCTV MOUNTS FOR DISPLAY OF AIRCRAFT MAINTENANCE MODULES IN MAINTENANCE BAY AND EXTERIOR VIEWS OF THE ACCESS APRON AND TWO (2) TV MOUNTS WITH POWER AND DATA OUTLETS. CONFIRM EXACT REQUIREMENTS AND MONITOR LOCATION(S) WITH PRODUCTION CONTROL OFFICER. |
| SPECIAL EQUIPMENT | - |
| SECURITY REQUIREMENTS | PROVIDE PUBLIC ADDRESS CONTROL STATION IN ACCORDANCE WITH SD PARAGRAPH 3.9. CONFIRM LOCATION WITH PRODUCTION CONROL OFFICER. |
| FIRE PROTECTION REQUIREMENTS | - |
| SPRINKLER HAZARD CLASSIFICATION | LIGHT - 0.1/1500 @30FT CEILINGS, HOSE STREAM - 250GPM |
| NFPA HAZARD CLASSIFICATION (MINIMUM) | - |
| PLUMBING REQUIREMENTS | - |
| GASES / AIR REQUIREMENTS | - |
| MECHANICAL REQUIREMENTS | - |
| MECHANICAL AIRFLOW SUPPLY, EXHAUST | - |
| REQUIRED AIR BALANCE | 0 |
| MINIMUM HUMIDITY | - |
| MAXIMUM HUMIDITY | MAXIMUM OF 55ºF (12.8ºC) DEW POINT. TAKE INTO ACCOUNT THE MOISTURE GAIN IN THE SPACE |
| MINIMUM TEMPERATURE (HEATING) | PROVIDE IAW UFC 4-211-01 3-5.1 HVAC. 68ºF (20ºC) DB. DURING UNOCCUPIED HOURS, SET TEMPERATURES NO HIGHER THAN 55ºF (12.8ºC). |
| MAXIMUM TEMPERATURE (COOLING) | PROVIDE IAW UFC 4-211-01 3-5.1 HVAC 78ºF (26ºC) DB AND A MAX 55ºF (12.8ºC) DP. DURING UNOCCUPIED, NO LOWER THAN 85ºF (29.4ºC). |
| TEMPERATURE OVERRIDES | - |
| OUTSIDE AIRFLOW | OA - 5 CFM/PERSON +0.06CFM/SF (OFFICE) |
| ELECTRICAL REQUIREMENTS | - |
| LIGHTING SYSTEMS REQUIREMENTS | - |
| TELECOMMUNICATIONS / ELECTRONIC SYSTEMS REQUIREMENTS | NIPR/LIS AT ALL WORKSTATIONS AND AT SERVICE COUNTER. |
| MISCELLANEOUS SYSTEMS REQUIREMENTS | - |

# WRPIL

ROOM DATA SHEET

| | |
|---|---|
| SPACE NAME | PILOT WORKROOM |
| FUNCTIONAL AREA / SUBAREA | FA02 AVIATION UNIT OPERATIONS : FA02B FLIGHT OPS |
| DESCRIPTION / USAGE | PILOT WORKROOM |
| PROGRAMMED AREA | SEE PLAN |
| OCCUPANT COUNT (FULL-TIME) | 0 |
| SPACE CATCODE | 141 12 |
| IBC / NFPA OCCUPANCY CATEGORY, USE CLASSIFICATION | B / BUSINESS |
| ARCHITECTURAL REQUIREMENTS | PROVIDE 24" DEEP CONTINUOUS BUILT-IN COUNTERTOP WORK SURFACE AROUND ROOM PERIMETER WITH SEATING. PROVIDE 12'X3' WORK TABLE WITH SEATING FOR 10 FOR UNIT TRAINING/PLANNING ACTIVITIES. REFER TO FLOOR PLANS FOR FFE. |
| MINIMUM CEILING HEIGHT / OVERHEAD CLEAR | 9'-0" |
| ACOUSTICAL REQUIREMENTS | STC45 |
| AUDIO / VIDEO REQUIREMENTS | - |
| SPECIAL EQUIPMENT | - |
| SECURITY REQUIREMENTS | - |
| FIRE PROTECTION REQUIREMENTS | - |
| SPRINKLER HAZARD CLASSIFICATION | LIGHT - 0.1/1500 @30FT CEILINGS, HOSE STREAM - 250GPM |
| NFPA HAZARD CLASSIFICATION (MINIMUM) | CLASS I DIVISION II UP TO 18" AFF |
| PLUMBING REQUIREMENTS | - |
| GASES / AIR REQUIREMENTS | - |
| MECHANICAL REQUIREMENTS | DAILY PC MORNING MEETINGS WILL TEMPORARILY INCREASE ROOM POPULATION FROM APPROXIMATELY SEVEN (7) TO TWENTY (20) PERSONNEL FOR APPROXIMATELY 1-HOUR. |
| MECHANICAL AIRFLOW SUPPLY, EXHAUST | - |
| REQUIRED AIR BALANCE | - |
| MINIMUM HUMIDITY | - |
| MAXIMUM HUMIDITY | MAXIMUM OF 55ºF (12.8ºC) DEW POINT. TAKE INTO ACCOUNT THE MOISTURE GAIN IN THE SPACE |
| MINIMUM TEMPERATURE (HEATING) | PROVIDE IAW UFC 4-211-01 3-5.1 HVAC. 68ºF (20ºC) DB. DURING UNOCCUPIED HOURS, SET TEMPERATURES NO HIGHER THAN 55ºF (12.8ºC). |
| MAXIMUM TEMPERATURE (COOLING) | PROVIDE IAW UFC 4-211-01 3-5.1 HVAC 78ºF (26ºC) DB AND A MAX 55ºF (12.8ºC) DP. DURING UNOCCUPIED, NO LOWER THAN 85ºF (29.4ºC). |
| TEMPERATURE OVERRIDES | - |
| OUTSIDE AIRFLOW | OA - 5 CFM/PERSON +0.06CFM/SF (OFFICE) |
| ELECTRICAL REQUIREMENTS | PROVIDE OUTLETS AT EACH WORKSTATION AND EVERY 3 LF FEET ABOVE WORK SURFACE. |
| LIGHTING SYSTEMS REQUIREMENTS | - |
| TELECOMMUNICATIONS / ELECTRONIC SYSTEMS REQUIREMENTS | PROVIDE NIPR / LIS DROPS EVERY 3 FEET ABOVE COUNTERTOP LENGTH. |
| MISCELLANEOUS SYSTEMS REQUIREMENTS | - |

# WRQC1

ROOM DATA SHEET

| | |
|---|---|
| SPACE NAME | QUALITY CONTROL |
| FUNCTIONAL AREA / SUBAREA | FA01 MAINTENANCE OPERATIONS : FA01B SHOP ADMIN |
| DESCRIPTION / USAGE | OPEN OFFICE SPACE FOR QUALITY CONTROL SECTION STAFF. QC ENFORCES STANDARDS IN REPAIR, OVERHAUL, MODIFICATION, SAFETY-OF-FLIGHT, AND OTHER REQUIRED MAINTENANCE FUNCTIONS. |
| PROGRAMMED AREA | SEE PLAN |
| OCCUPANT COUNT (FULL-TIME) | 0 |
| SPACE CATCODE | 211 16 |
| IBC / NFPA OCCUPANCY CATEGORY, USE CLASSIFICATION | B / BUSINESS |
| ARCHITECTURAL REQUIREMENTS | LOCATE ADJACENT TO PRODUCTION CONTROL. PROVIDE ADMINISTRATIVE WORKSPACES FOR FIFTEEN (15). PROVIDE SEATING AREA AND MINIMUM 72" LONG CUSTOMER SERVICE COUNTER WITH INTEGRATED BASE CABINETS. |
| MINIMUM CEILING HEIGHT / OVERHEAD CLEAR | 10'-0" |
| ACOUSTICAL REQUIREMENTS | STC45 |
| AUDIO / VIDEO REQUIREMENTS | PROVIDE TWO CATV FLAT SCREEN MONITOR MOUNT WITH POWER AND DATA OUTLETS. |
| SPECIAL EQUIPMENT | - |
| SECURITY REQUIREMENTS | - |
| FIRE PROTECTION REQUIREMENTS | - |
| SPRINKLER HAZARD CLASSIFICATION | LIGHT - 0.1/1500 @30FT CEILINGS, HOSE STREAM - 250GPM |
| NFPA HAZARD CLASSIFICATION (MINIMUM) | - |
| PLUMBING REQUIREMENTS | - |
| GASES / AIR REQUIREMENTS | - |
| MECHANICAL REQUIREMENTS | - |
| MECHANICAL AIRFLOW SUPPLY, EXHAUST | - |
| REQUIRED AIR BALANCE | 0 |
| MINIMUM HUMIDITY | - |
| MAXIMUM HUMIDITY | MAXIMUM OF 55ºF (12.8ºC) DEW POINT. TAKE INTO ACCOUNT THE MOISTURE GAIN IN THE SPACE |
| MINIMUM TEMPERATURE (HEATING) | PROVIDE IAW UFC 4-211-01 3-5.1 HVAC. 68ºF (20ºC) DB. DURING UNOCCUPIED HOURS, SET TEMPERATURES NO HIGHER THAN 55ºF (12.8ºC). |
| MAXIMUM TEMPERATURE (COOLING) | PROVIDE IAW UFC 4-211-01 3-5.1 HVAC 78ºF (26ºC) DB AND A MAX 55ºF (12.8ºC) DP. DURING UNOCCUPIED, NO LOWER THAN 85ºF (29.4ºC). |
| TEMPERATURE OVERRIDES | - |
| OUTSIDE AIRFLOW | OA - 5 CFM/PERSON +0.06CFM/SF (OFFICE) |
| ELECTRICAL REQUIREMENTS | - |
| LIGHTING SYSTEMS REQUIREMENTS | - |
| TELECOMMUNICATIONS / ELECTRONIC SYSTEMS REQUIREMENTS | NIPR/LIS AT ALL WORKSTATIONS AND AT SERVICE COUNTER. |
| MISCELLANEOUS SYSTEMS REQUIREMENTS | - |

US Army Corps of Engineers®

| MARK | DESCRIPTION | DATE |
|---|---|---|

ISSUE DATE: SEPTEMBER 2023
SOLICITATION NO.: W91328-XX-X-XXXX
CONTRACT NO.: W91328-XX-X-XXXX
PROJECT NUMBER: PROJECT #
DESIGNED BY: BUSH
DRAWN BY: -
CHECKED BY: BUSH
SUBMITTED BY: -
SIZE: ANSI D
FILE NAME: ARCH Revit Project Template_CESAM_2020.rvt

U.S. ARMY CORPS OF ENGINEERS
Mobile District
109 SAINT JOSEPH STREET
MOBILE AL 36602

DEPARTMENT OF THE ARMY
FACILITIES STANDARDIZATION PROGRAM
AVN-COS MEDIUM STANDARD DESIGN AIRCRAFT MAINTENANCE HANGAR

ROOM DATA SHEETS

SHEET ID
SD817

# UCSEC

ROOM DATA SHEET

| SPACE NAME | FUNCTIONAL AREA / SUBAREA |
|---|---|
| FLIGHT OPERATIONS SECURE STORAGE | FA02 AVIATION UNIT OPERATIONS : FA02B FLIGHT OPS |

| DESCRIPTION / USAGE | PROGRAMMED AREA |
|---|---|
| SECURE STORAGE FOR NON-SENSITIVE HIGH VALUE ITEMS FOR FLIGHT OPERATIONS INCLUDING NVG AND FLIGHT RADIOS. | SEE PLAN |

| OCCUPANT COUNT (FULL-TIME) | SPACE CATCODE | IBC / NFPA OCCUPANCY CATEGORY, USE CLASSIFICATION |
|---|---|---|
| 0 | 141 12 | B / BUSINESS |

ARCHITECTURAL REQUIREMENTS
PROVIDE DOOR SEAL/GASKET/THRESHOLD TO BLOCK LIGHT FROM ENTERING THE ROOM FOR NVG TESTING.

| MINIMUM CEILING HEIGHT / OVERHEAD CLEAR | ACOUSTICAL REQUIREMENTS |
|---|---|
| 9'-0" | - |

AUDIO / VIDEO REQUIREMENTS
-

SPECIAL EQUIPMENT
-

SECURITY REQUIREMENTS
CONSTRUCT TO AR 190-51, PARA 3-12 AND APPENDIX B, MINIMUM RISK LEVEL II REQUIREMENTS. CONFIRM IF HIGHER RISK CATEGORY REQUIRED WITH BASE SECURITY OFFICE.

FIRE PROTECTION REQUIREMENTS
-

| SPRINKLER HAZARD CLASSIFICATION | NFPA HAZARD CLASSIFICATION (MINIMUM) |
|---|---|
| ORDINARY HAZARD - 0.2/2500SF, HOSE STREAM - 250GPM | - |

PLUMBING REQUIREMENTS
-

GASES / AIR REQUIREMENTS
-

MECHANICAL REQUIREMENTS
DUCTS EXCEEDING 96 SQ INCHES REQUIRE MANBARS/GRILLS/SOUND BAFFLES, DIELECTRIC BREAKS FOR METALLIC PENETRATIONS PER UFC 4-010-015

MECHANICAL AIRFLOW SUPPLY, EXHAUST
-

REQUIRED AIR BALANCE
0

MINIMUM HUMIDITY
-

MAXIMUM HUMIDITY
MAXIMUM OF 55ºF (12.8ºC) DEW POINT. TAKE INTO ACCOUNT THE MOISTURE GAIN IN THE SPACE

MINIMUM TEMPERATURE (HEATING)
PROVIDE IAW UFC 4-211-01 3-5.1 HVAC. 68ºF (20ºC) DB. DURING UNOCCUPIED HOURS, SET TEMPERATURES NO HIGHER THAN 55ºF (12.8ºC).

MAXIMUM TEMPERATURE (COOLING)
PROVIDE IAW UFC 4-211-01 3-5.1 HVAC 78ºF (26ºC) DB AND A MAX 55ºF (12.8ºC) DP. DURING UNOCCUPIED, NO LOWER THAN 85ºF (29.4ºC).

TEMPERATURE OVERRIDES
-

OUTSIDE AIRFLOW
OA - 0.06CFM/SF (+ 5 CFM/PERSON IF OCCUPIED STORAGE)

ELECTRICAL REQUIREMENTS
-

LIGHTING SYSTEMS REQUIREMENTS
-

TELECOMMUNICATIONS / ELECTRONIC SYSTEMS REQUIREMENTS
-

MISCELLANEOUS SYSTEMS REQUIREMENTS
-

US Army Corps of Engineers®

| MARK | DESCRIPTION | DATE |
|---|---|---|

| | |
|---|---|
| DESIGNED BY: BUSH | ISSUE DATE: SEPTEMBER 2023 |
| DRAWN BY: - | SOLICITATION NO.: W91328-XX-X-XXXX |
| CHECKED BY: BUSH | CONTRACT NO.: W91328-XX-X-XXXX |
| SUBMITTED BY: | PROJECT NUMBER: PROJECT # |
| SIZE: ANSI D | FILE NAME: ARCH Revit Project Template_CESAM_2020.rvt |

U.S. ARMY CORPS OF ENGINEERS
Mobile District
109 SAINT JOSEPH STREET
MOBILE AL 36602

DEPARTMENT OF THE ARMY
FACILITIES STANDARDIZATION PROGRAM
AVN-COS MEDIUM STANDARD DESIGN AIRCRAFT MAINTENANCE HANGAR

ROOM DATA SHEETS

SHEET ID
SD818

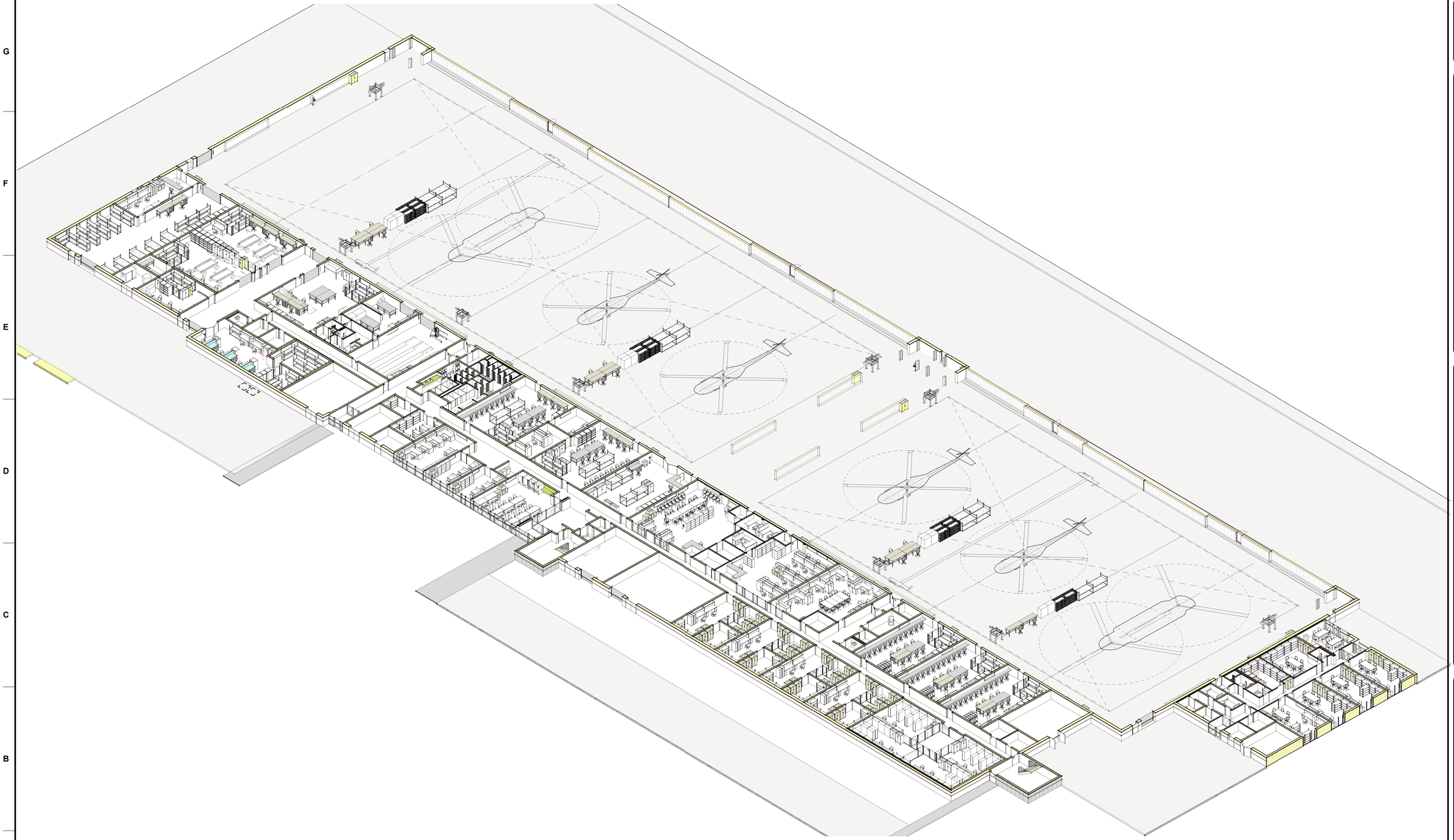

1 3D OVERVIEW - L1- GSAB w/ MEDEVAC

US Army Corps of Engineers®

| MARK | DESCRIPTION | DATE |
|---|---|---|

DESIGNED BY: BUSH
DRAWN BY: -
CHECKED BY: BUSH
SUBMITTED BY:
SIZE: ANSI D
ISSUE DATE: SEPTEMBER 2023
SOLICITATION NO.: W91328-XX-X-XXXX
CONTRACT NO.: W91328-XX-X-XXXX
PROJECT NUMBER: PROJECT #
FILE NAME: ARCH_Revit Project Template_CESAM_2020.rvt

U.S. ARMY CORPS OF ENGINEERS
Mobile District
109 SAINT JOSEPH STREET
MOBILE AL 36602

DEPARTMENT OF THE ARMY
FACILITIES STANDARDIZATION PROGRAM
AVN-COS MEDIUM STANDARD DESIGN AIRCRAFT MAINTENANCE HANGAR

3D VIEWS

SHEET ID

SD901

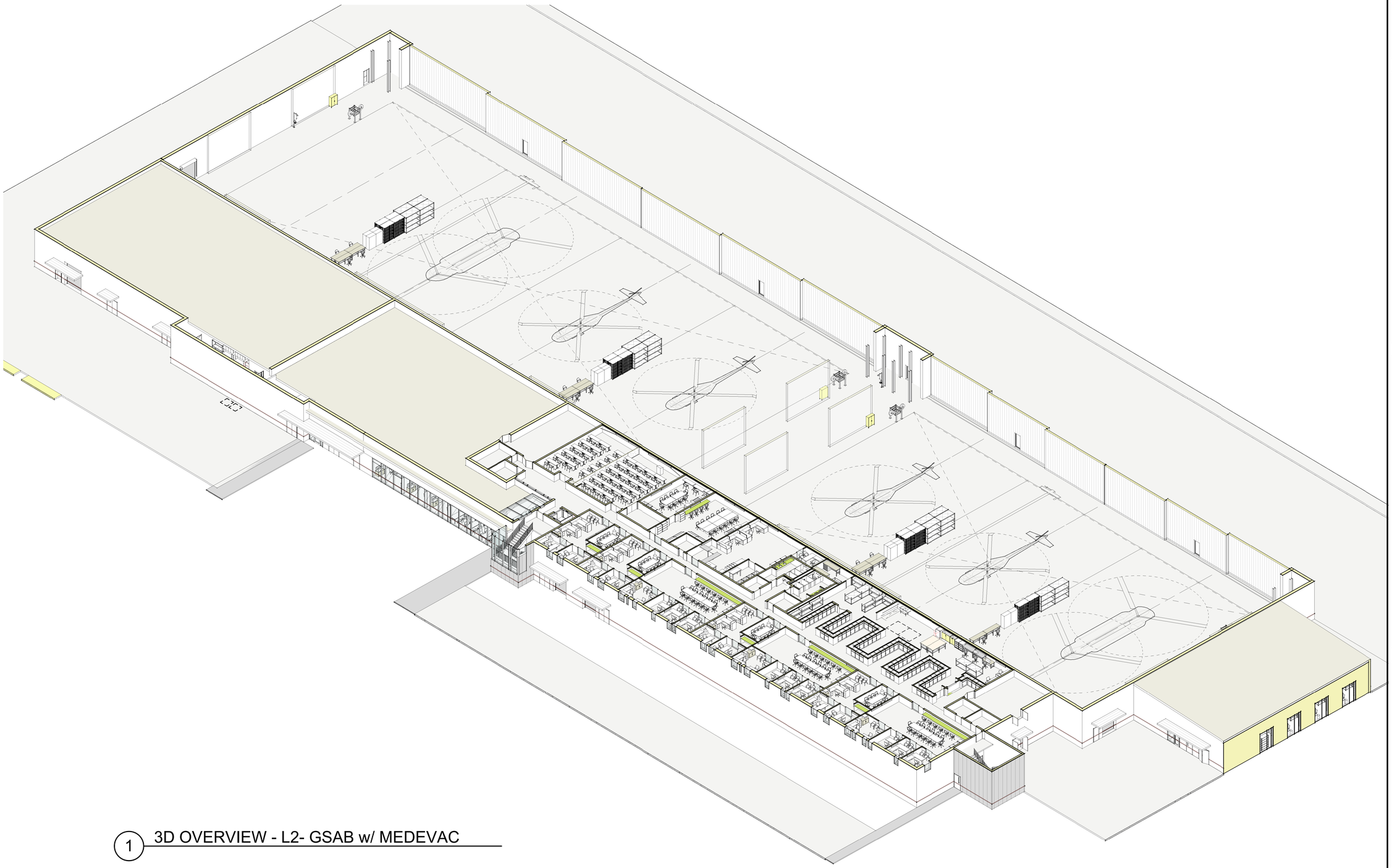

1 3D OVERVIEW - L2- GSAB w/ MEDEVAC

US Army Corps of Engineers®

| MARK | DESCRIPTION | DATE |
|---|---|---|

ISSUE DATE:
SEPTEMBER 2023
SOLICITATION NO.:
W91328-XX-X-XXXX
CONTRACT NO.:
W91328-XX-X-XXXX
PROJECT NUMBER:
PROJECT #

DESIGNED BY: BUSH
DRAWN BY: -
CHECKED BY: BUSH
SUBMITTED BY:
SIZE: ANSI D
FILE NAME: ARCH_Revit Project Template_CESAM_2024.rvt

U.S. ARMY CORPS OF ENGINEERS
Mobile District
109 SAINT JOSEPH STREET
MOBILE AL 36602

DEPARTMENT OF THE ARMY
FACILITIES STANDARDIZATION PROGRAM
AVN-COS MEDIUM STANDARD DESIGN AIRCRAFT MAINTENANCE HANGAR

3D VIEWS

SHEET ID
SD902